

2014 Statewide Homeless Count Results

Total Homeless/September 2013	1,155
Total Homeless/January 2014	885

	Sheltered	Unsheltered
Adults (over 24)	514	45
Children (under 18)	239	8
Adults (18 to 24)	77	2
Gender		
Male (Including Children)	482	43
Female (Including Children)	348	12
Household Type		
Households WITHOUT Children	434	39
Households WITH Children	117	4
Households With ONLY Children	7	0
Race		
American Indian	373	37
White	337	17
Black	63	0
Hispanic	54	1
Asian	2	0
Multiple Races	1	0
Native Hawaiian	0	0

VETERAN INFORMATION

Total Veterans/Summer 2013	114
Total Veterans/Winter 2014	132

	Sheltered	Unsheltered
Males (Veteran's Only)	124	4
Females (Veteran's Only)	4	0
Household Type		
Veteran Household WITHOUT Children	123	4
Veteran Household WITH Children	5	0
Race		
White	68	0
American Indian	51	4
Black	6	0
Hispanic	3	0

2014 Statewide Homeless Count Results

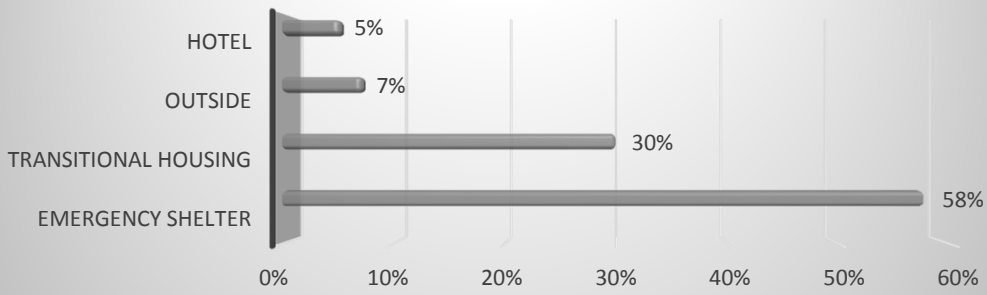
CHRONIC INFORMATION

Chronic Households WITHOUT Children	68	13
Chronic Households WITH Children	8	0
Total Persons in ALL Households	92	13

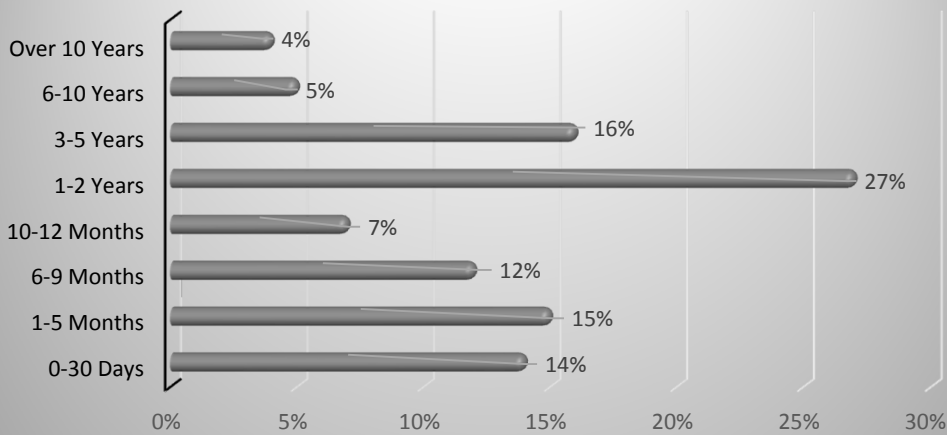
SUBPOPULATION INFORMATION

Adults with a Substance Abuse Disorder	108	11
Victims of Domestic Violence	82	1
Adults with Serious Mental Illness	60	4
Adults with HIV/AIDS	6	1

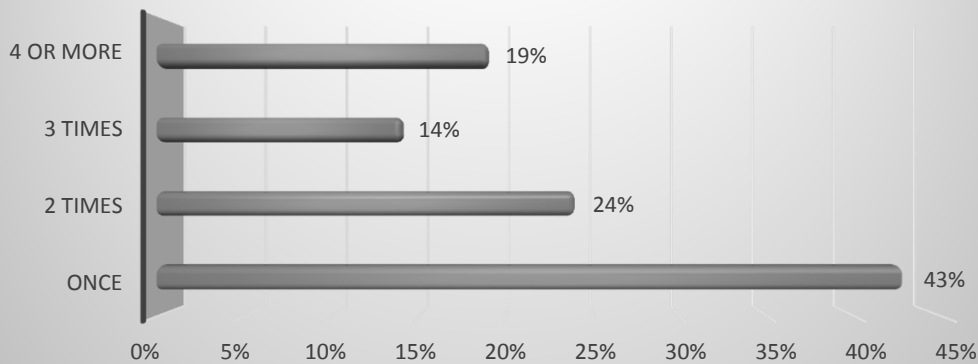
Where Do You Plan to Sleep Tonight?



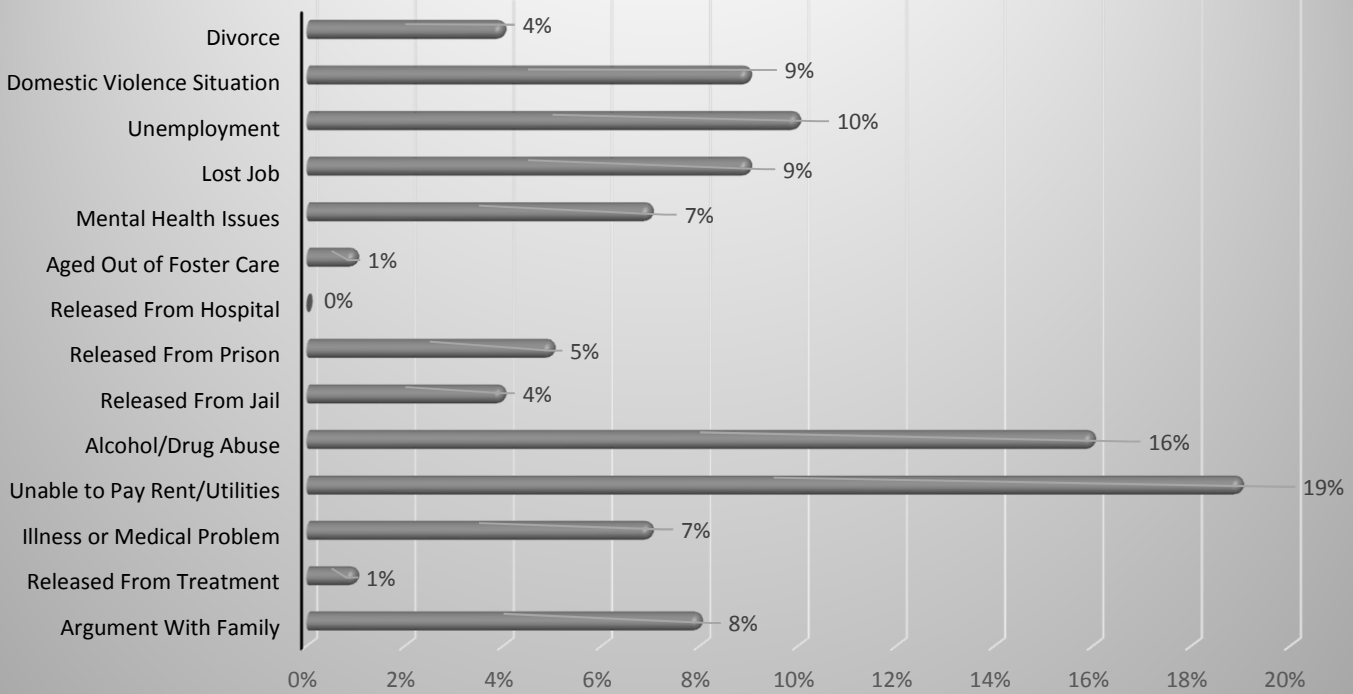
How Long Since Your Last Permanent Housing?



How Many Times Homeless in the Last 3 Years?

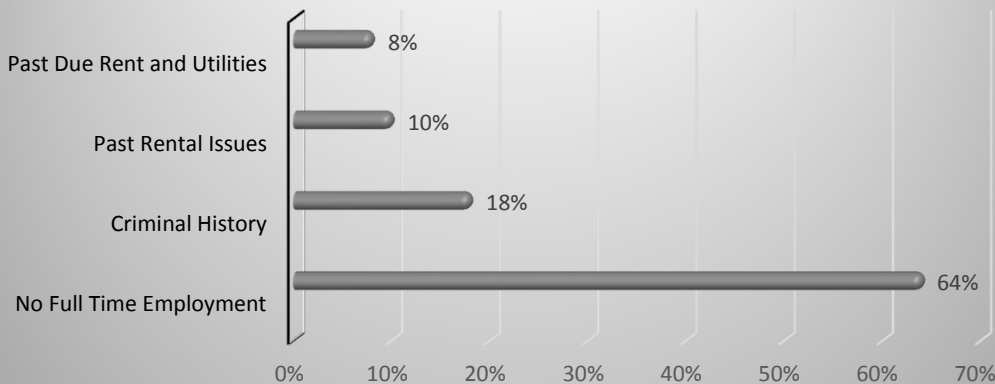


Prime Reason For Homelessness (Multiple Answers)



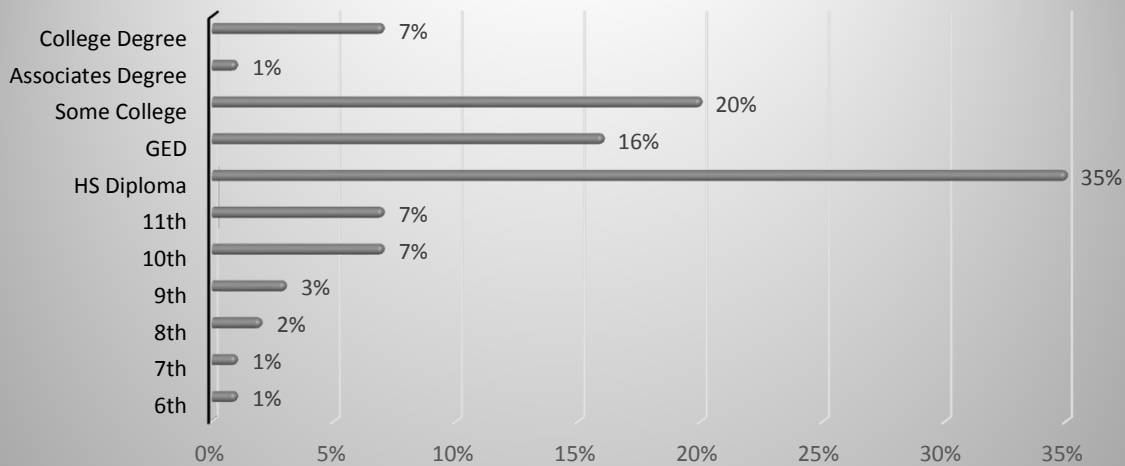
Other: No Housing; No Parents; Bad Choices; Trying to help others; No Family Support; Moving; Need Help/Training; Waiting on Housing Voucher; Moving Back to Denver; Health Issues; Evicted Without Notice; Bad Credit; Roommate Busted for Drugs; Son is in Foster Care - Trying to Get Him Back; Unhealth Trailer; Safety Reasons; Criminal Record; Hate Crime/DV; Failed Adoption; Irresponsible Parents; Landlord Issues; Moved Here for Family; Abandoned by Mother; Cause South Dakota Hates Juveniles; Lost Subsidy; Family Asked Me to Leave; SSI was cut off

What is Preventing You From Having Permanent Housing? (Multiple Answers)

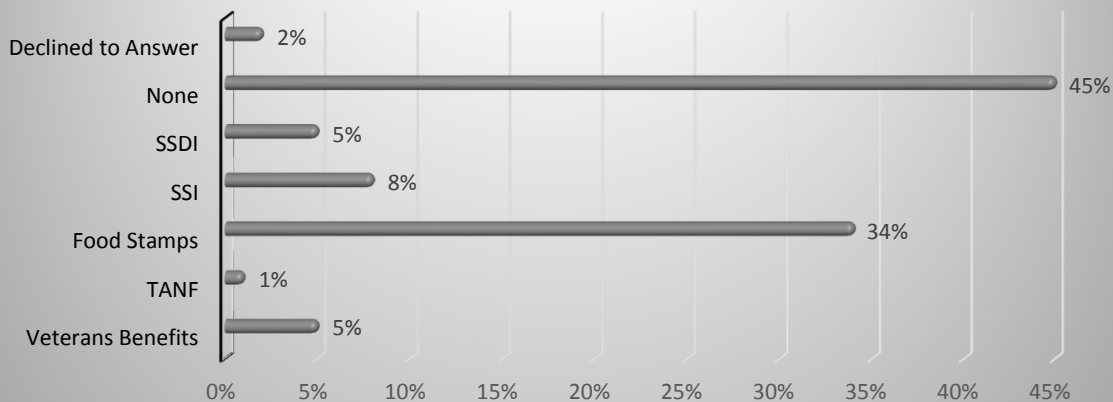


2014 Statewide Homeless Count Results

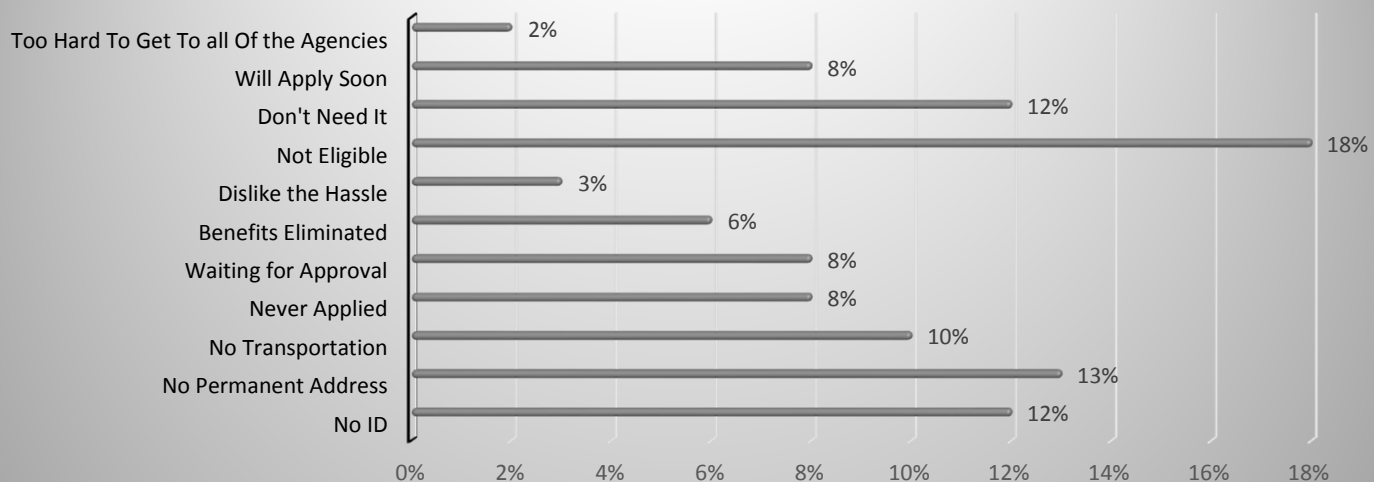
Highest Grade Completed



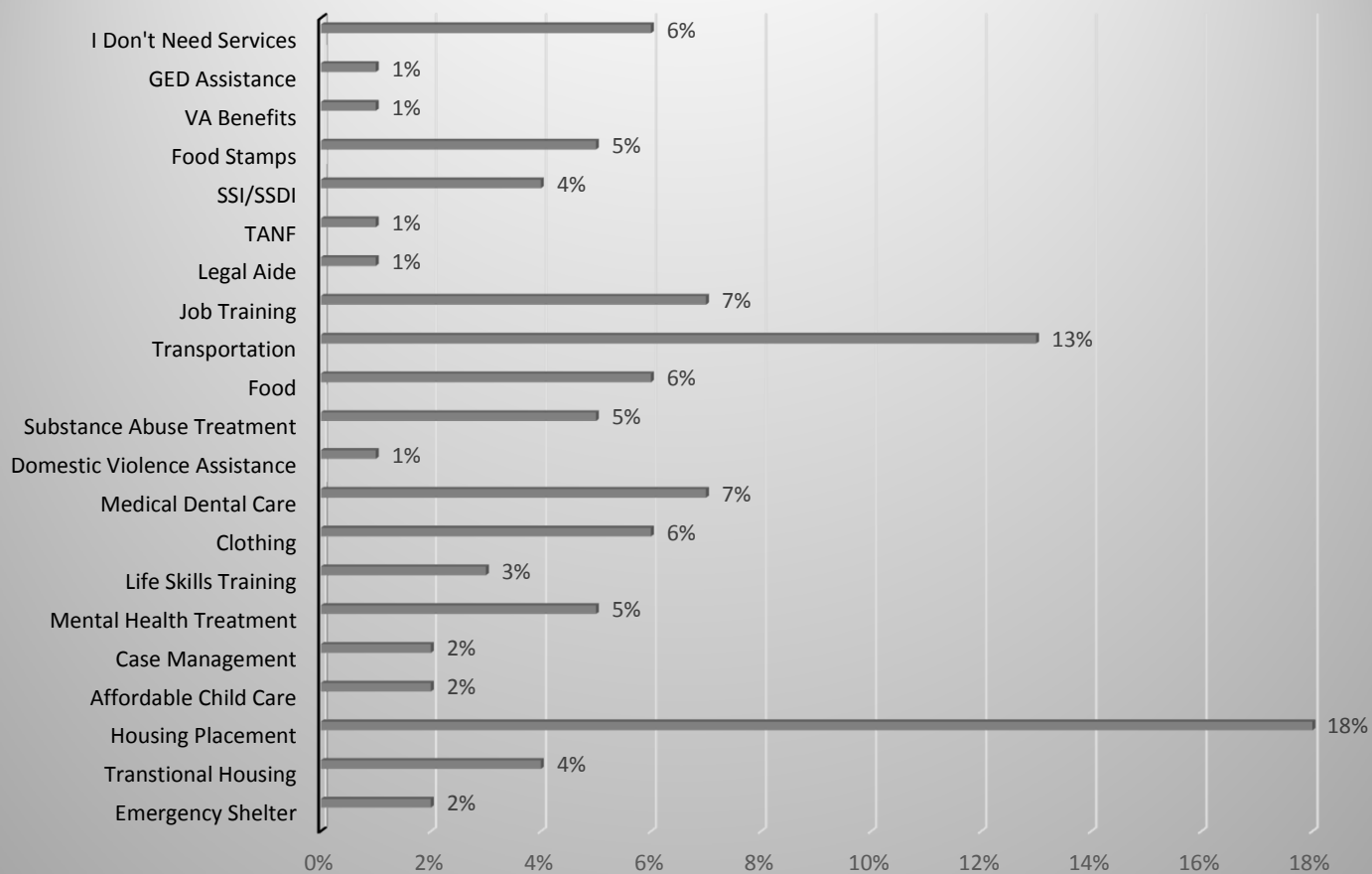
What Type of Services Do You Receive? (Multiple Answers)



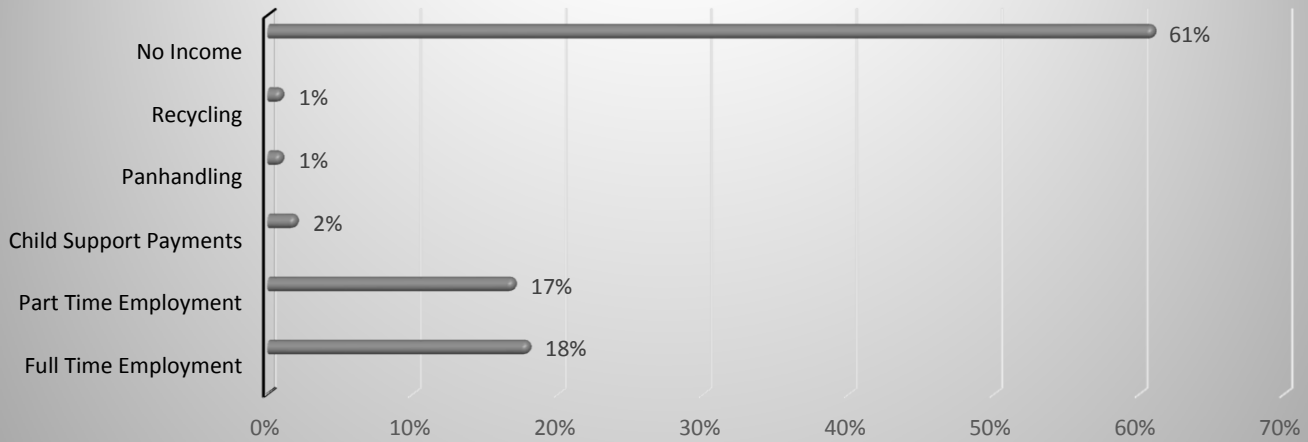
If You Are NOT Receiving Services - WHY? (Multiple Answers)



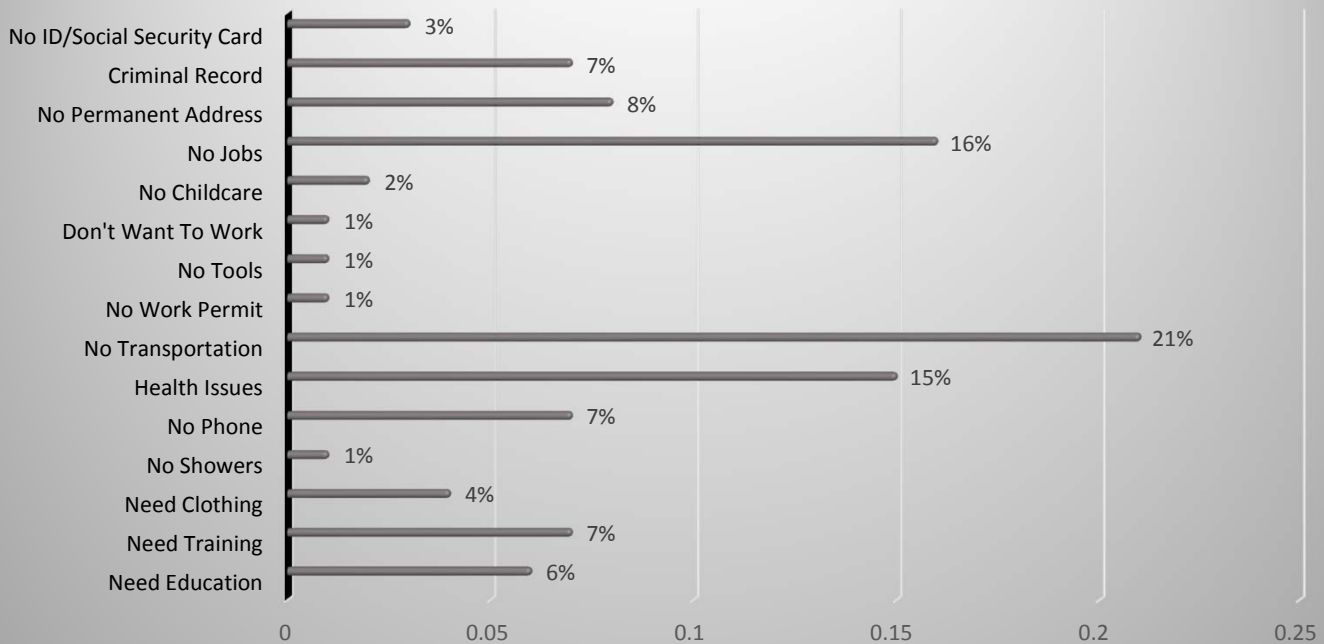
What Services Do You NEED That You Are NOT Currently Receiving? (Multiple Answers)



What Type of Income Do You Receive? (Multiple Answers)



If You Mark "None" for Income - WHY? (Multiple Answers)



2014 Statewide Homeless Count Results

County	Population	2013 Adult	2013 Child	2014 Adult	2014 Child	2014 Total
Aurora	2,854	No Response		No Response		0
Beadle	15,669	3	5	3	0	3
Bennett	3,441	No Response		No Response		0
Bon Homme	7,071	No Response		No Response		0
Brookings	29,241	2	2	3	2	5
Brown	35,113	24	9	16	8	24
Brule	5,190	No Response		No Response		0
Buffalo	2,111	No Response		No Response		0
Butte	9,475	5	2	6	6	12
Campbell	1,397	0	0	0	0	0
Charles Mix	8,953	0	0	4	4	8
Clark	3,472	0	0	0	0	0
Clay	13,364	1	0	0	0	0
Codington	26,356	8	0	12	1	13
Corson	4,205	0	0	0	0	0
Custer	7,818	4	8	6	8	14
Davison	19,020	29	9	4	8	12
Day	5,667	0	0	0	0	0
Deuel	4,259	0	0	0	0	0
Dewey	6,005	9	8	1	0	1
Douglas	3,018	No Response		No Response		0
Edmunds	4,008	No Response		No Response		0
Fall River	7,210	0	0	9	0	9
Faulk	2,276	0	0	No Response		0
Grant	7,159	1	0	0	0	0
Gregory	4,110	2	3	0	0	0
Haakon	1,845	No Response		No Response		0
Hamlin	5,621	0	0	0	0	0
Hand	3,273	1	0	0	0	0
Hanson	3,621	No Response		No Response		0
Harding	1,180	0	0	0	0	0
Hughes	16,880	12	16	5	2	7
Hutchinson	7,340	0	0	0	0	0
Hyde	1,465	No Response		No Response		0
Jackson	2,792	No Response		No Response		0
Jerauld	1,993	0	0	No Response		0
Jones	1,055	0	0	No Response		0
Kingsbury	5,394	0	0	0	0	0
Lake	11,372	2	0	1	1	2
Lawrence	23,347	5	4	4	6	10
Lincoln	37,765	0	0	0	0	0
Lyman	3,909	0	0	0	0	0
McCook	4,318	0	0	0	0	0
McPherson	5,755	2	1	1	0	1

2014 Statewide Homeless Count Results

County	Population	2013 Adult	2013 Child	2014 Adult	2014 Child	2014 Total
Marshall	2,496	0	0	0	0	0
Meade	23,999	12	3	7	5	12
Mellette	2,019	0	0	0	0	0
Miner	2,475	0	0	0	0	0
Minnehaha	175,272	400	218	342	146	488
Moody	6,506	2	6	1	0	1
Pennington	96,280	246	58	189	36	225
Perkins	2,917	4	3	3	3	6
Potter	2,184	0	0	0	0	0
Roberts	9,865	No Response		No Response		0
Sanborn	2,444	0	0	0	0	0
Shannon	13,589	0	0	17	0	17
Spink	6,739	1	4	0	0	0
Stanley	2,787	0	0	0	0	0
Sully	1,411	No Response		0	0	0
Todd	10,157	3	0	0	0	0
Tripp	5,806	4	4	0	0	0
Turner	8,379	0	0	0	0	0
Union	13,952	0	0	0	0	0
Walworth	5,262	2	2	1	2	3
Yankton	21,645	4	2	7	5	12
Ziebach	2,643	No Response		No Response		0

Total: 885

- 15 out of 66 counties (23%) - reported statewide - 2007
- 29 out of 66 counties (44%) - reported statewide - Summer 2009
- 28 out of 66 counties (42%) - reported statewide - Winter 2009
- 49 out of 66 counties (74%) - reported statewide - 2012
- 52 out of 66 counties (79%) - reported statewide - 2013
- 50 out of 66 counties (76%) - reported statewide - 2014