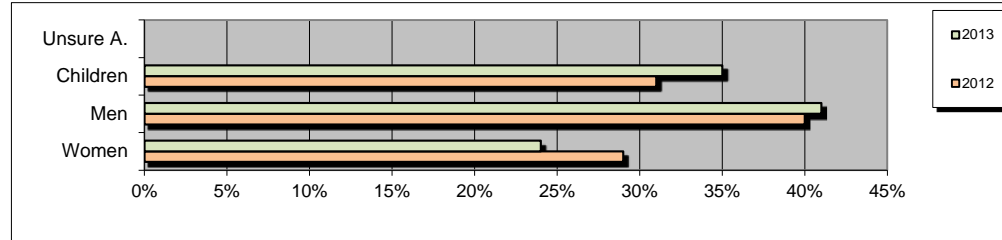


Minnehaha County 2013 Homeless Count Results

	2005	2006	2007	2009	2010	2011	2012	2013
Total Individuals Surveyed	266	255	259	298	285	249	195	335
Total Homeless Counted (Not Surveyed)	152	61	255	304	163	173	107	65
Total Children	157	85	134	193	183	224	133	218
Total Homeless	575	401	648	795	631	646	435	618

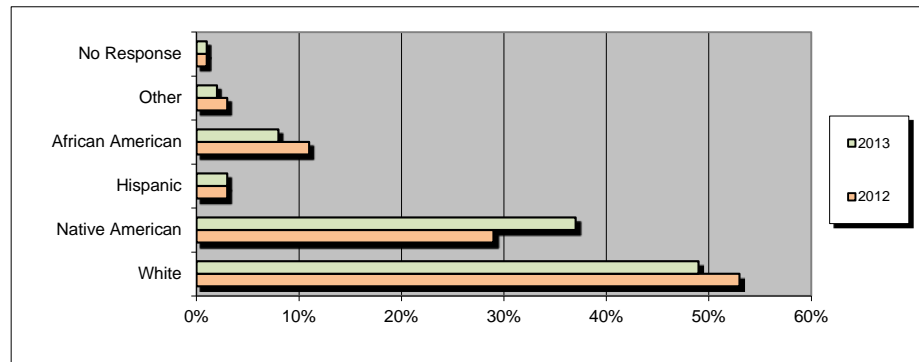
Total Male/Female (total homeless)

2012	2012 (435)	2013 (618)	2013
126	Women 29%	24%	151
176	Men 40%	41%	249
133	Children 31%	35%	218
0	Unsure A. 0%	0%	0
435			618



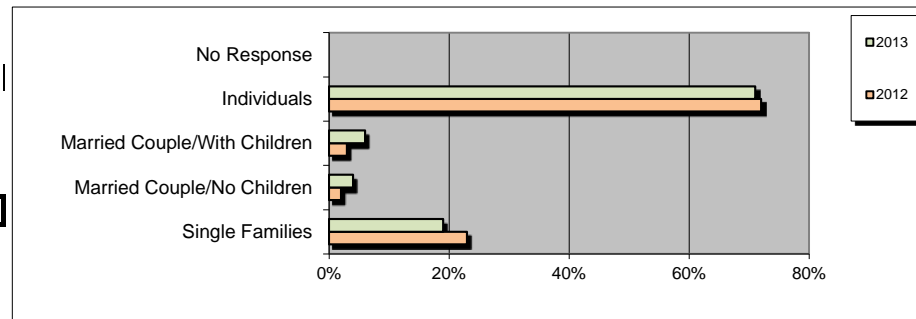
Total Race (survey only) - 335

2012	2012 (195)	2013 (335)	2013
103	White 53%	49%	162
57	Native American 29%	37%	123
6	Hispanic 3%	3%	11
22	African American 11%	8%	27
6	Other 3%	2%	7
1	No Response 1%	1%	5
195			335



Family Breakdown (survey only)

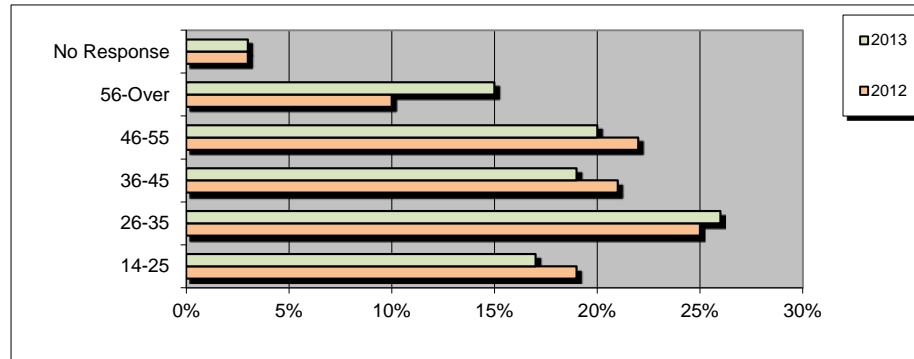
2012	2012 (195)	2013 (335)	2013
45	Single Families 23%	19%	63
3	Married Couple/No Children 2%	4%	15
6	Married Couple/With Children 3%	6%	22
141	Individuals 72%	71%	235
0	No Response 0%	0%	0
195			335



Minnehaha County 2013 Homeless Count Results

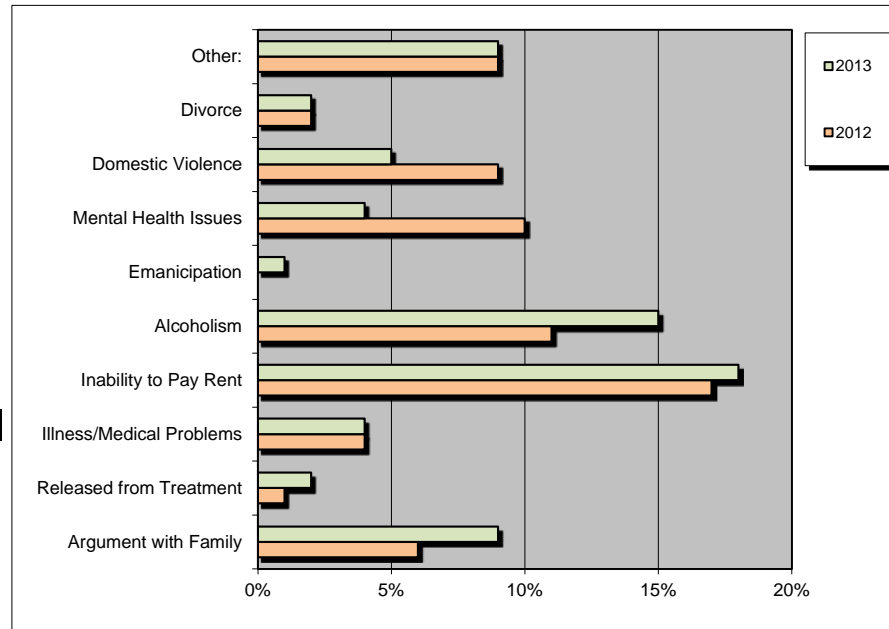
Age Demographics (survey only 335)

2012		2012 (195)	2013 (335)	2013
37	14-25	19%	17%	58
48	26-35	25%	26%	84
41	36-45	21%	19%	65
42	46-55	22%	20%	67
19	56-Over	10%	15%	50
8	No Response	3%	3%	11
		195		335



Prime Reason for Homelessness (Multiple Answers)

2012		2012	2013	2013
17	Argument with Family	6%	9%	38
2	Released from Treatment	1%	2%	10
12	Illness/Medical Problems	4%	4%	15
47	Inability to Pay Rent	17%	18%	69
31	Alcoholism	11%	15%	55
0	Emanicipation	0%	1%	3
26	Mental Health Issues	10%	4%	17
23	Domestic Violence	9%	5%	22
5	Divorce	2%	2%	8
23	Other:	9%	9%	38
14	Released from Jail	5%	7%	25
16	Released from Prison	6%	6%	24
27	Lost Job	10%	9%	37
27	Unemployment	10%	9%	37
		270		398

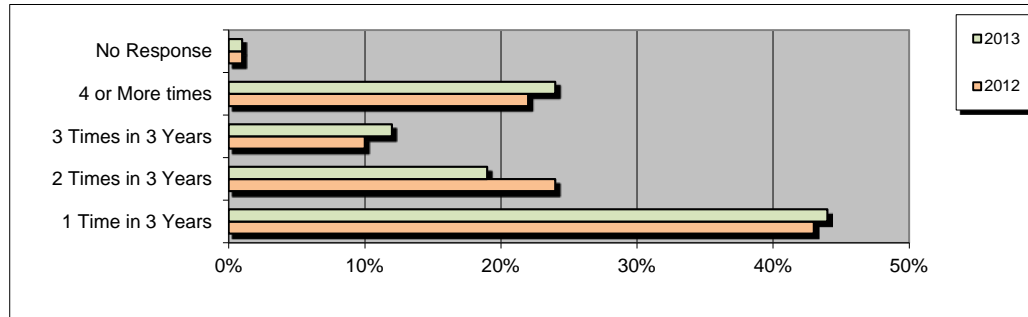


Other: Lost housing due to brother; waiting list for housing; disabled-no income; credit history-no references; lack of job opportunity; Illness-can't work; too long since last housed; spouse died; disaster/fire; workman's comp; foreclosure; personal debt; bad credit; lack of education; being a felon; can't keep full time work; grief, my mom passed away; economy; need ID; poor planning; independent living skills; theft on the way to ND, \$3,000 stolen

Minnehaha County 2013 Homeless Count Results

How Many Times Homeless in the last 3 years (survey only)

2012	2012 (195)	2013 (335)	2013	
83	1 Time in 3 Years	43%	44%	145
49	2 Times in 3 Years	24%	19%	65
19	3 Times in 3 Years	10%	12%	39
43	4 or More times	22%	24%	82
1	No Response	1%	1%	4
195				335



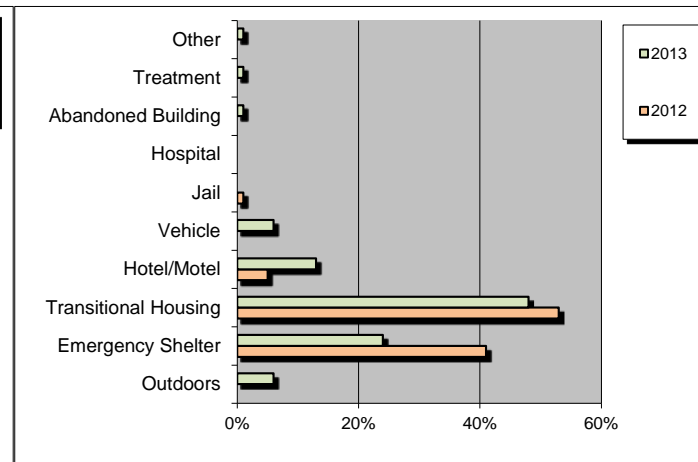
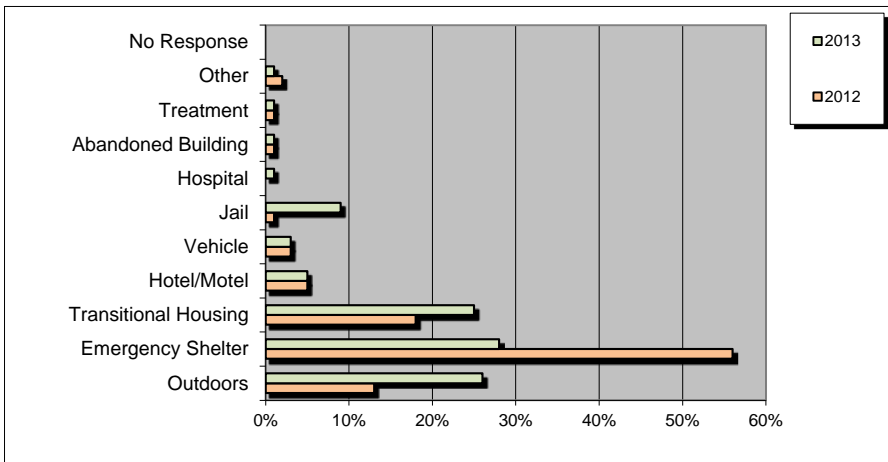
Where Are You Sleeping Tonight (total homeless)

ADULTS

2012	2012 (302)	2013 (400)	2013	
42	Outdoors	13%	26%	103
171	Emergency Shelter	56%	28%	112
56	Transitional Housing	18%	25%	99
16	Hotel/Motel	5%	5%	23
9	Vehicle	3%	3%	18
1	Jail	1%	9%	36
0	Hospital	0%	1%	2
1	Abandoned Building	1%	1%	3
1	Treatment	1%	1%	3
5	Other	2%	1%	1
0	No Response	0%	0%	0
302				400

CHILDREN

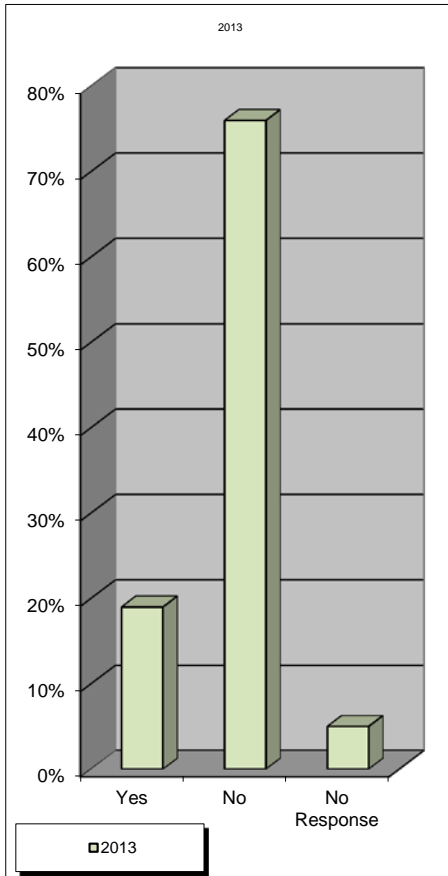
2012	2012 (133)	2013 (218)	2013	
0	Outdoors	0%	6%	14
54	Emergency Shelter	41%	24%	53
71	Transitional Housing	53%	48%	102
7	Hotel/Motel	5%	13%	29
0	Vehicle	0%	6%	13
1	Jail	1%	0%	0
0	Hospital	0%	0%	0
0	Abandoned Building	0%	1%	2
0	Treatment	0%	1%	2
0	Other	0%	1%	3
133				218



Minnehaha County 2013 Homeless Count Results

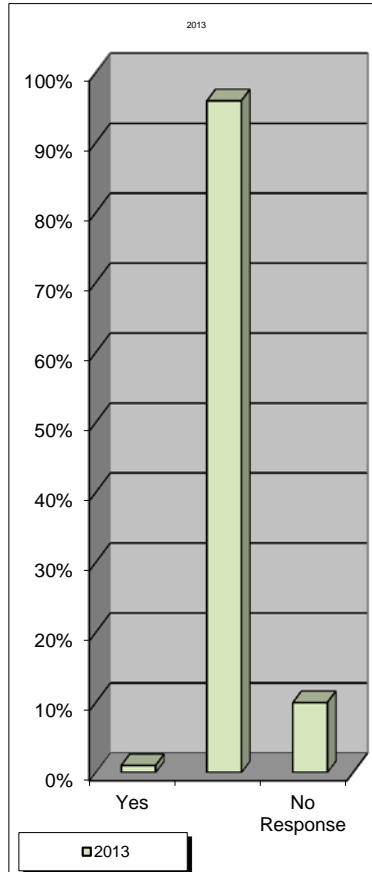
**Have you Served in the Armed Forces?
(New Question)**

	2013 (335)	2013
Yes	19%	63
No	76%	255
No Response	5%	17
		335



**Were You Activated in Active Duty as a Member of the National Guard or Reservist?
(New Question)**

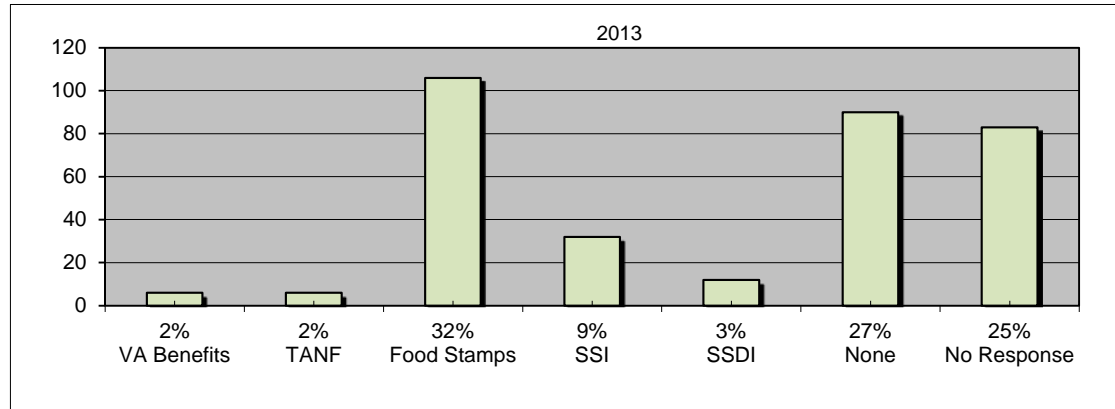
	2013 (335)	2013
Yes	1%	2
No	96%	323
No Response	10%	10
		335



Minnehaha County 2013 Homeless Count Results

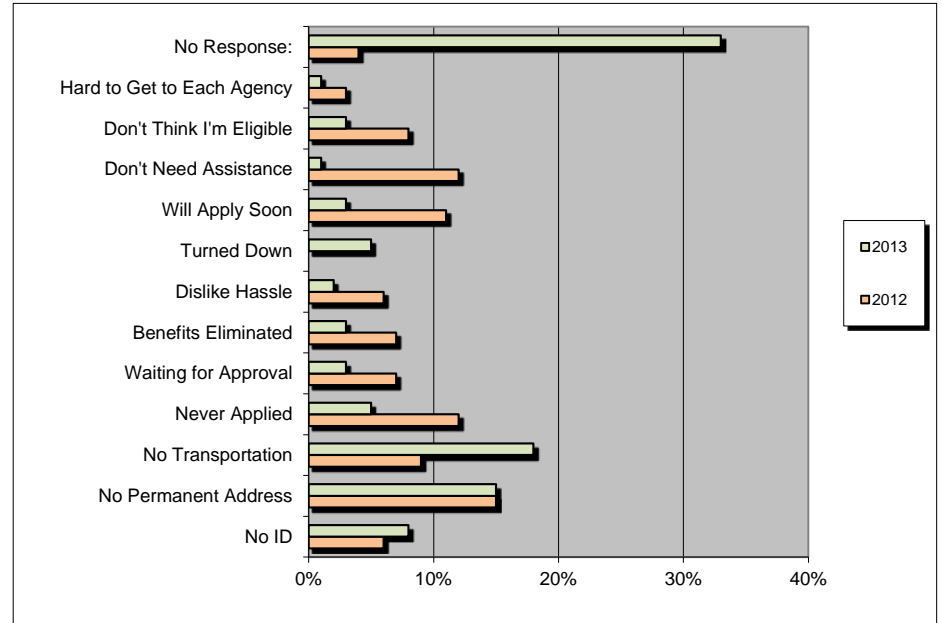
What TYPE of Gov't Assistance Do You Get Monthly (survey only)

	2013	
VA Benefits	2%	6
TANF	2%	6
Food Stamps	32%	106
SSI	9%	32
SSDI	3%	12
None	27%	90
No Response	25%	83
		335



If You Are Not Receiving Gov't Assistance - WHY? - Multiple Answers

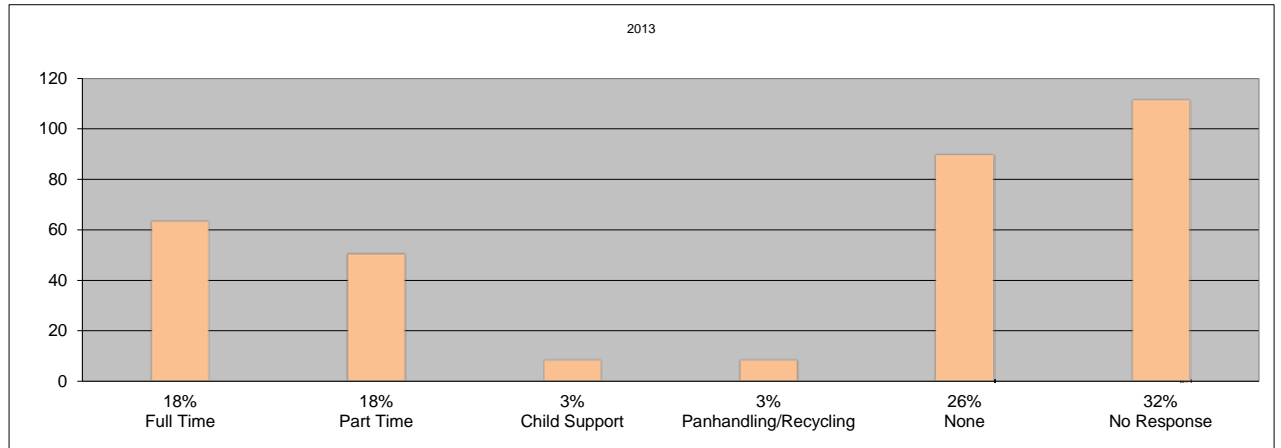
	2012	2013	2013	
6	No ID	6%	8%	37
15	No Permanent Address	15%	15%	62
9	No Transportation	9%	18%	73
12	Never Applied	12%	5%	23
7	Waiting for Approval	7%	3%	12
7	Benefits Eliminated	7%	3%	13
6	Dislike Hassle	6%	2%	8
0	Turned Down	0%	5%	22
11	Will Apply Soon	11%	3%	14
12	Don't Need Assistance	12%	1%	2
8	Don't Think I'm Eligible	8%	3%	15
4	Hard to Get to Each Agency	3%	1%	2
5	No Response:	4%	33%	134
			417	
	102			



Minnehaha County 2013 Homeless Count Results

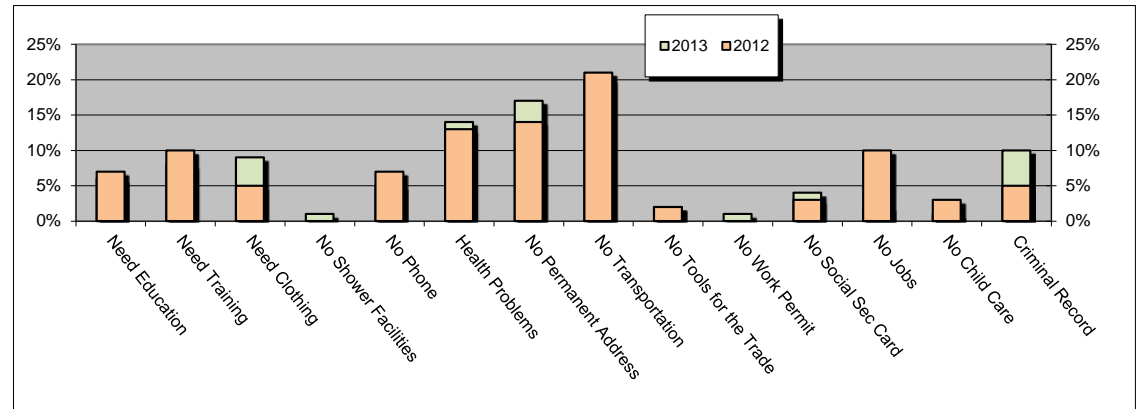
What Type of monthly income do you receive (survey only)

		2013
Full Time	18%	64
Part Time	18%	51
Child Support	3%	9
Panhandling/Recycling	3%	9
None	26%	90
No Response	32%	112
		335



If You Do Not Receive Monthly Income, Why - Multiple Answers

		2012	2013	2013
12	Need Education	7%	6%	25
17	Need Training	10%	8%	33
8	Need Clothing	5%	9%	36
0	No Shower Facilities	0%	1%	8
12	No Phone	7%	5%	22
24	Health Problems	13%	14%	48
26	No Permanent Address	14%	17%	62
39	No Transportation	21%	20%	73
3	No Tools for the Trade	2%	2%	10
0	No Work Permit	0%	1%	4
5	No Social Sec Card	3%	4%	18
17	No Jobs	10%	2%	10
5	No Child Care	3%	1%	6
9	Criminal Record	5%	10%	43
				398
				177



Just started a job; alcohol; New in Town; disabled; just released from prison 11 days ago; no housing-no jobs; have warrants; age; and not looking to enter job market

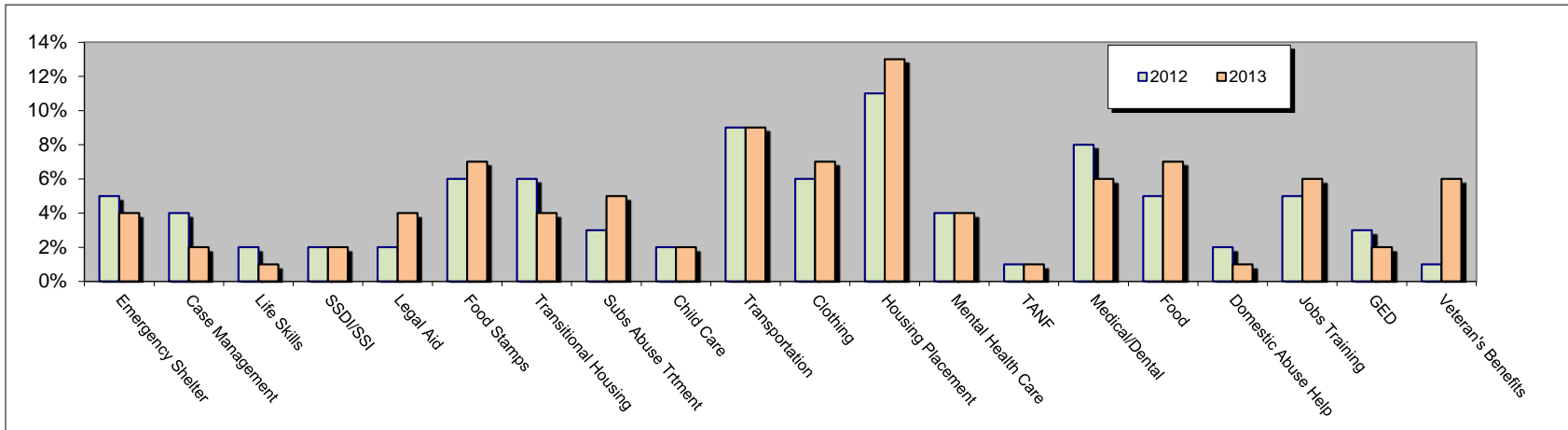
Minnehaha County 2013 Homeless Count Results

What Services Do You Currently Need - Multiple Responses

2012		2012	2013	2013
14	Emergency Shelter	5%	4%	33
22	Case Management	4%	2%	19
9	Life Skills	2%	1%	13
21	SSDI/SSI	2%	2%	24
4	Legal Aid	2%	4%	32
24	Food Stamps	6%	7%	62
21	Transitional Housing	6%	4%	35
15	Subs Abuse Trtment	3%	5%	39
12	Child Care	2%	2%	21
51	Transportation	9%	9%	74
30	Clothing	6%	7%	60
77	Housing Placement	11%	13%	118
19	Mental Health Care	4%	4%	37
3	TANF	1%	1%	9
23	Medical/Dental	8%	6%	55
26	Food	5%	7%	61
3	Domestic Abuse Help	2%	1%	3
14	Jobs Training	5%	6%	50
7	GED	3%	2%	22
0	Veteran's Benefits	1%	6%	5

2012		2012	2013	2013
25	I Don't Need Assistance	3%	4%	35
11	No Response	10%	3%	27
431				834

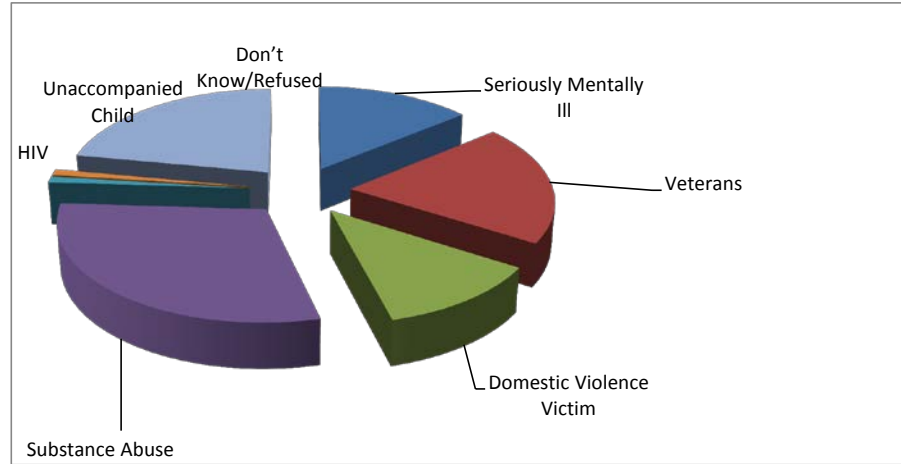
Would like my kids back; disability help; criminal record makes housing a challenge; dental care; alcohol - can't keep a job; hygiene items; landlord issues; everything - I lost everything in a fire; classes to rebuild my credit; gambling addictions; computer training; I do alot of walking so I need boots; Help getting and ID; WIC; Headstart/Preschool; prescription help; eye care; anger management; financial planning; debt help



Minnehaha County 2013 Homeless Count Results

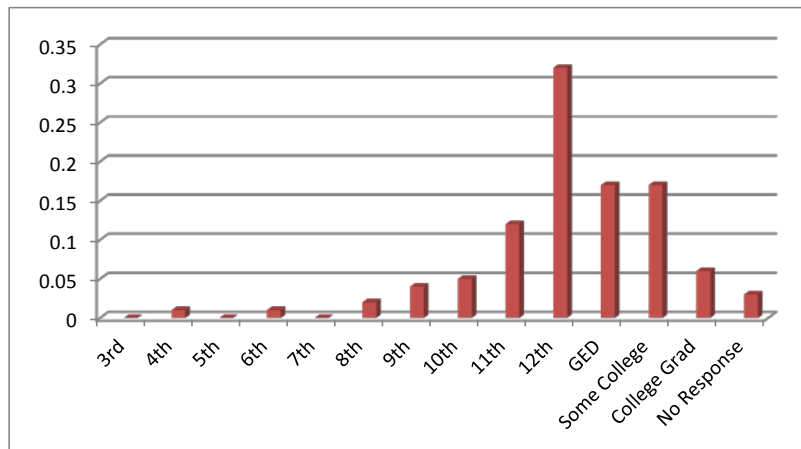
Special Characteristics - NEW QUESTION - Multiple Answers 2013

Seriously Mentally Ill	14%	48
Veterans	20%	69
Domestic Violence Victim	12%	40
Substance Abuse	30%	98
HIV	1%	2
Unaccompanied Child	1%	5
Don't Know/Refused	22%	73
		335



Highest Grade Level Completed - NEW QUESTION - 335

2013		
3rd	0%	0
4th	1%	1
5th	0%	0
6th	1%	1
7th	0%	0
8th	2%	7
9th	4%	14
10th	5%	17
11th	12%	40
12th	32%	110
GED	17%	56
Some College	17%	57
College Grad	6%	22
No Response	3%	10
		335



Minnehaha County 2013 Homeless Count Results

What is preventing you from obtaining your own Housing? - NEW QUESTION - Multiple Answers

2013		
No Full Time Employment	47%	162
Criminal History	22%	75
Past Rental Issues	8%	27
Past Due on Rent and/or Utilities	10%	35
Other	6%	20
No Response	7%	24
		343

Other:

- Addiction Issues
- No Income
- Finding suitable housing with not too much crime
- No ID
- Not Looking - I drink, I can't keep a place
- Disability
- Not enough money
- Waiting on a protection order
- Currently in Treatment
- Mental Health Issues
- Choose to be homeless right now
- Financial Issues
- No Stability
- Current job doesn't pay enough to make it
- No Housing
- No childcare
- Too young

