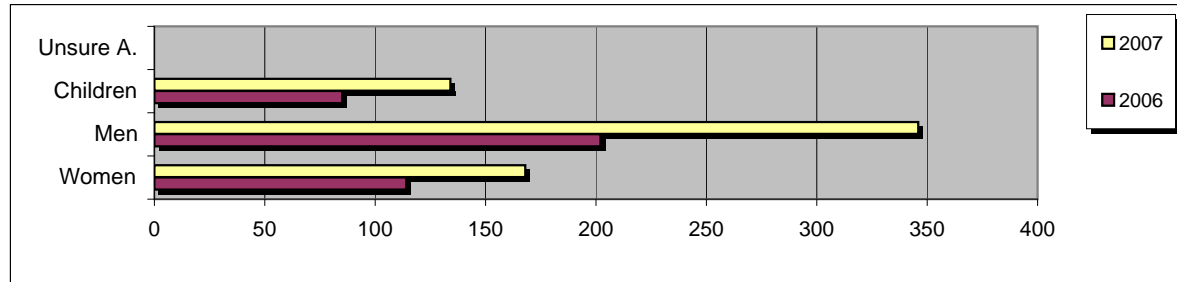


Minnehaha County 2007 Homeless Count Results

	2006	2007
Total Individual's Surveyed	255	259
Total Homeless Counted	61	255
Total Children	85	134
Total Homeless	401	648

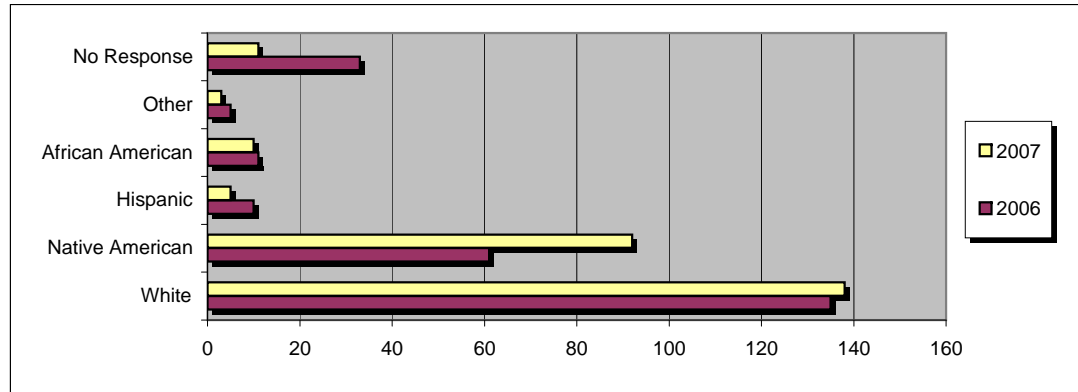
Total Male/Female (total homeless 648)

	2006	2007
Women	114	168
Men	202	346
Children	85	134
Unsure A.	0	0



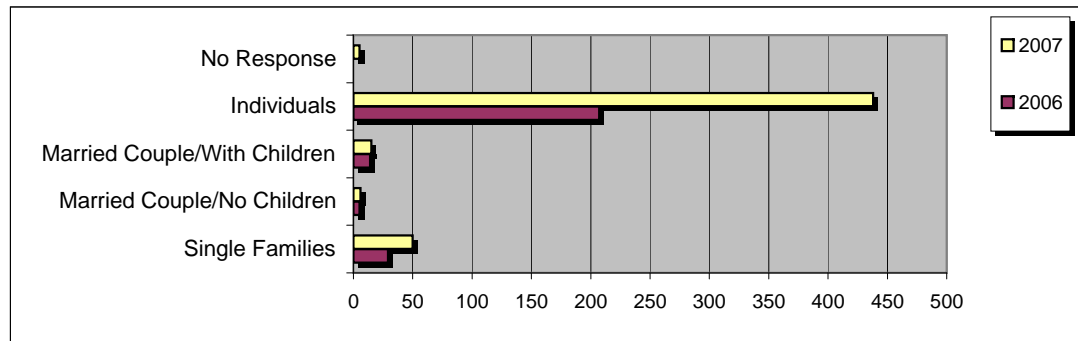
Total Race (survey only 259)

	2006	2007
White	135	138
Native American	61	92
Hispanic	10	5
African American	11	10
Other	5	3
No Response	33	11



Family Breakdown (648 - 134 children = 514)

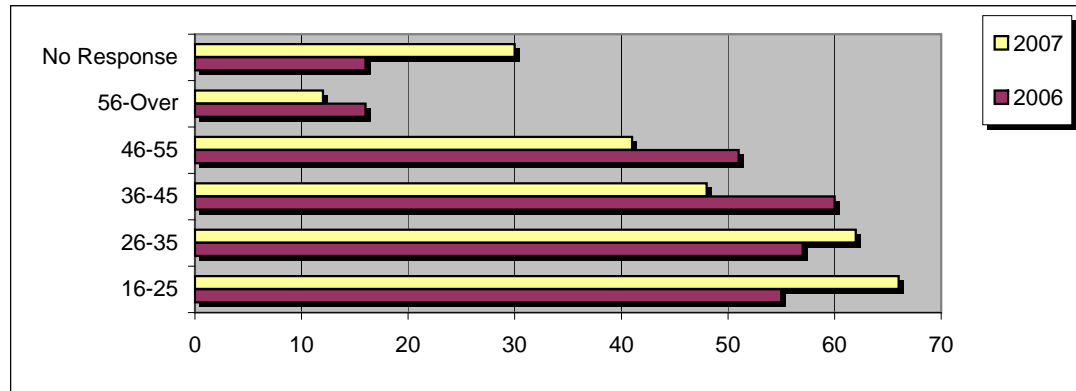
	2006	2007
Single Families	29	50
Married Couple/No Children	5	6
Married Couple/With Children	14	15
Individuals	207	438
No Response	0	5



Minnehaha County 2007 Homeless Count Results

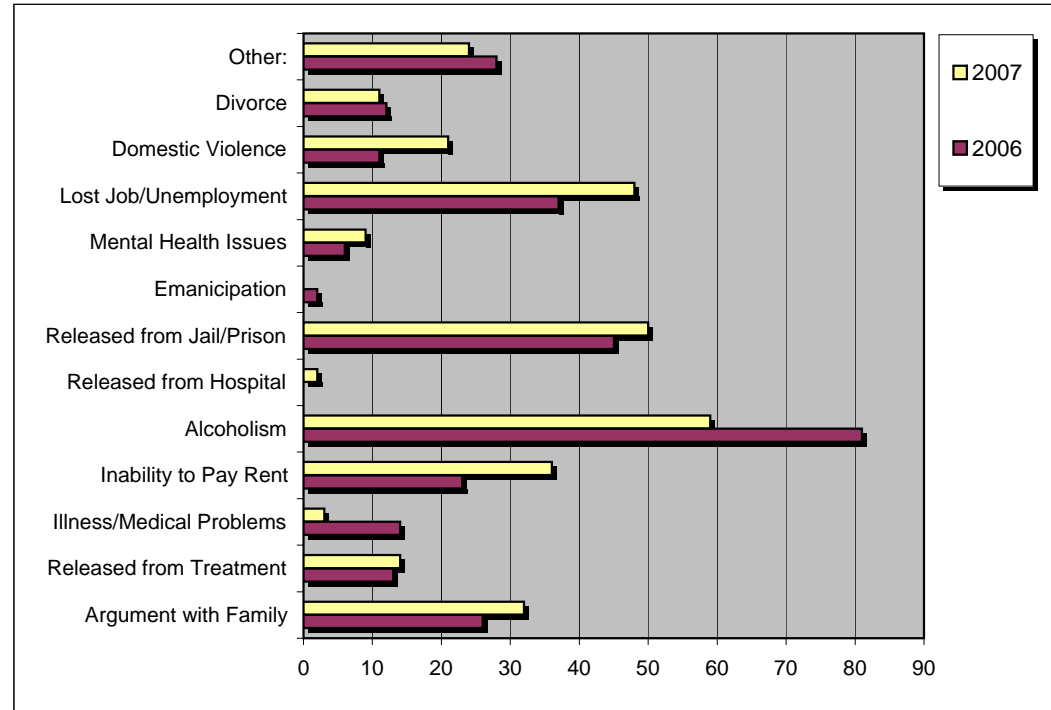
Age Demographics (survey only 259)

	2006	2007
16-25	55	66
26-35	57	62
36-45	60	48
46-55	51	41
56-Over	16	12
No Response	16	30



Prime Reason for Homelessness (Multiple Answers)

	2006	2007
Argument with Family	26	32
Released from Treatment	13	14
Illness/Medical Problems	14	3
Inability to Pay Rent	23	36
Alcoholism	81	59
Released from Hospital	0	2
Released from Jail/Prison	45	50
Emanicipation	2	0
Mental Health Issues	6	9
Lost Job/Unemployment	37	48
Domestic Violence	11	21
Divorce	12	11
Other:	28	24

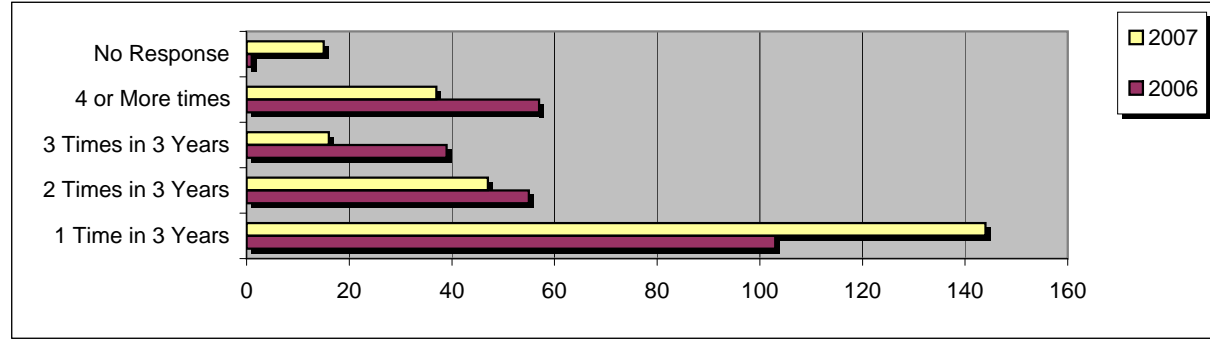


Minnehaha County 2007 Homeless Count Results

How Many Times Homeless in the last 3 years (survey only 259)

	2006	2007
1 Time in 3 Years	103	144
2 Times in 3 Years	55	47
3 Times in 3 Years	39	16
4 or More times	57	37
No Response	1	15

(207 out of 259 stated they have been homeless 3 times or less - 37 or 16% stated 4 times or more and are considered chronically homeless.)



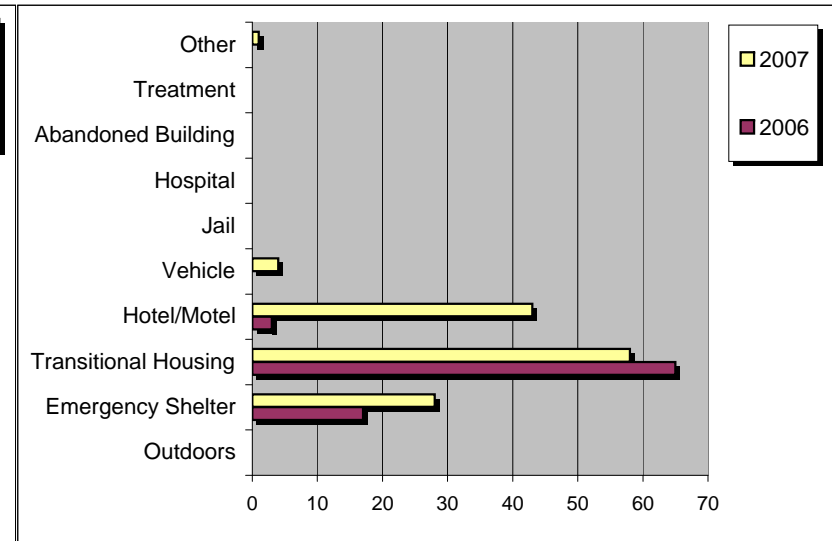
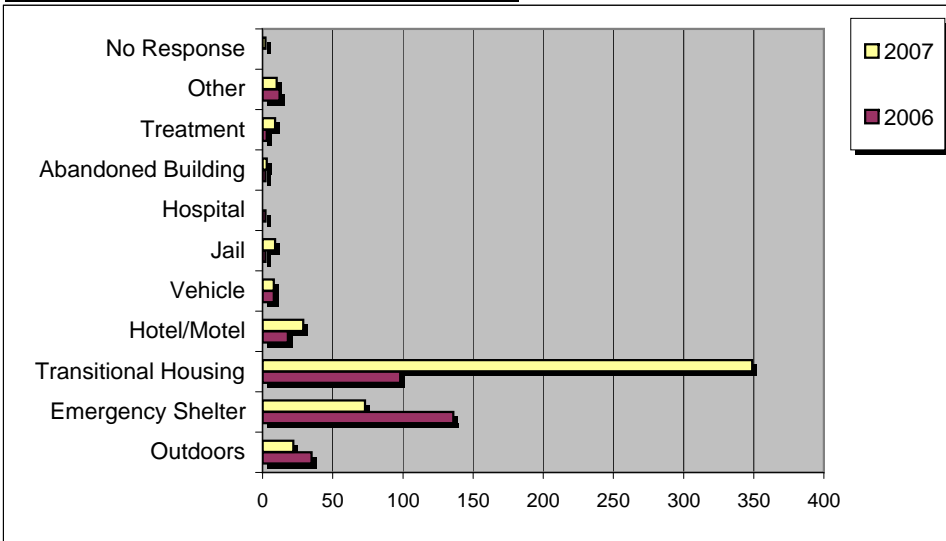
Where Are You Sleeping Tonight (total homeless - 648)

Adults - 514

	2006	2007
Outdoors	35	22
Emergency Shelter	136	73
Transitional Housing	98	349
Hotel/Motel	18	29
Vehicle	8	8
Jail	2	9
Hospital	2	0
Abandoned Building	2	3
Treatment	3	9
Other	12	10
No Response	0	2

Children -134

	2006	2007
Outdoors	0	0
Emergency Shelter	17	28
Transitional Housing	65	58
Hotel/Motel	3	43
Vehicle	0	4
Jail	0	0
Hospital	0	0
Abandoned Building	0	0
Treatment	0	0
Other	0	1



Minnehaha County 2007 Homeless Count Results

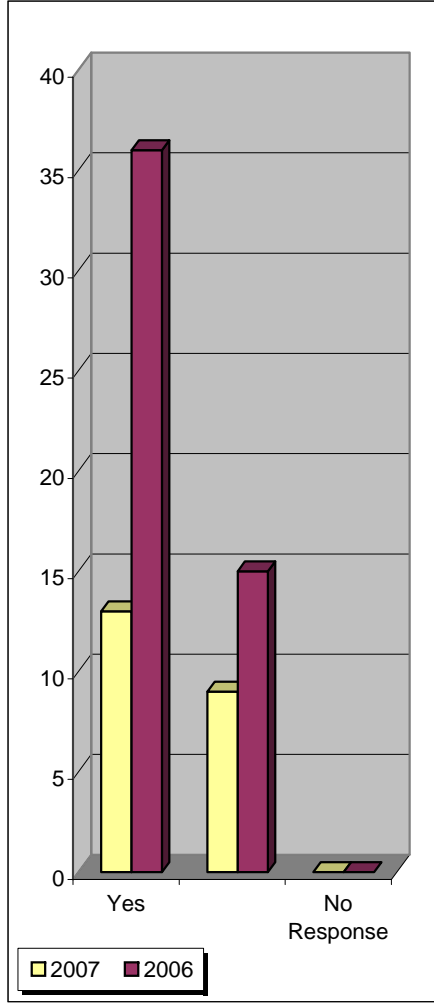
Have you Served in the Military (survey's only 259)

	2006	2007
Yes	51	22
No	202	223
No Response	2	14



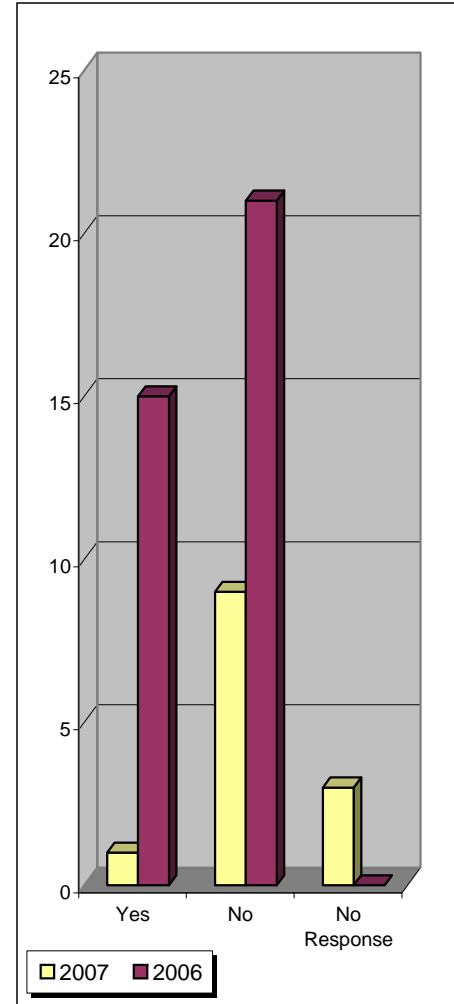
Are you Registered with the VA

	2006	2007
Yes	36	13
No	15	9
No Response	0	0



Are You Receiving Veteran's Benefits - NEW

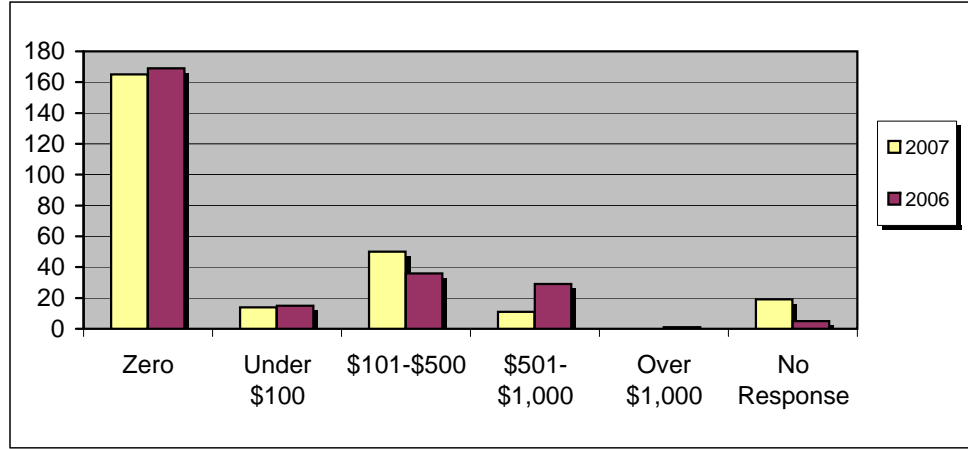
	2006	2007
Yes	15	1
No	21	9
No Response	0	3



Minnehaha County 2007 Homeless Count Results

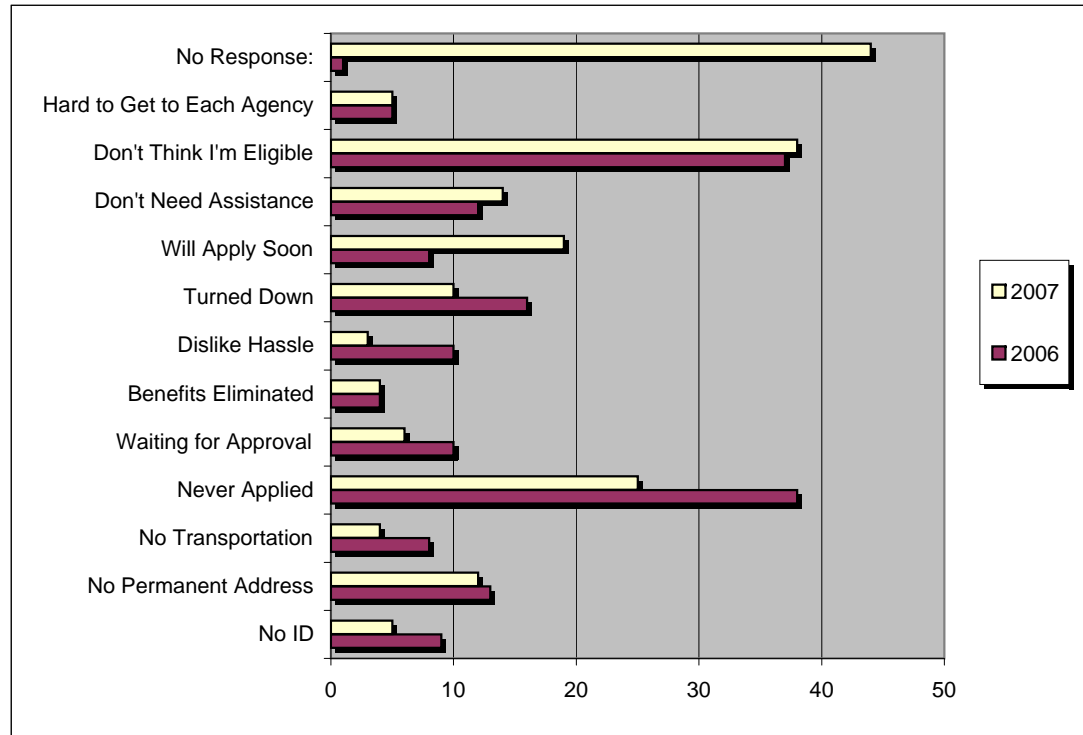
How Much Gov't Assistance Do You Get Monthly (survey only 259)

	2006	2007
Zero	169	165
Under \$100	15	14
\$101-\$500	36	50
\$501-\$1,000	29	11
Over \$1,000	1	0
No Response	5	19



If You Are Not Receiving Gov't Assistance - WHY? - Multiple Answers

	2006	2007
No ID	9	5
No Permanent Address	13	12
No Transportation	8	4
Never Applied	38	25
Waiting for Approval	10	6
Benefits Eliminated	4	4
Dislike Hassle	10	3
Turned Down	16	10
Will Apply Soon	8	19
Don't Need Assistance	12	14
Don't Think I'm Eligible	37	38
Hard to Get to Each Agency	5	5
No Response:	1	44

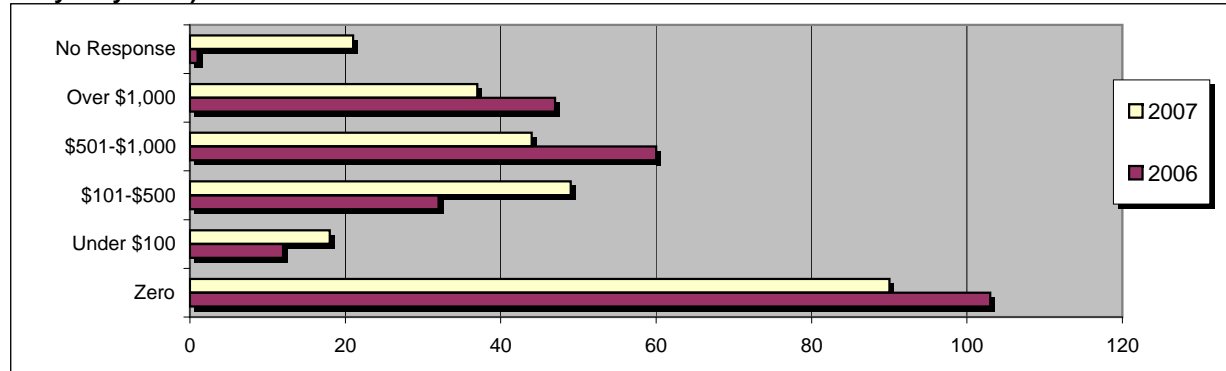


Minnehaha County 2007 Homeless Count Results

How much monthly income do you receive (survey only - 259)

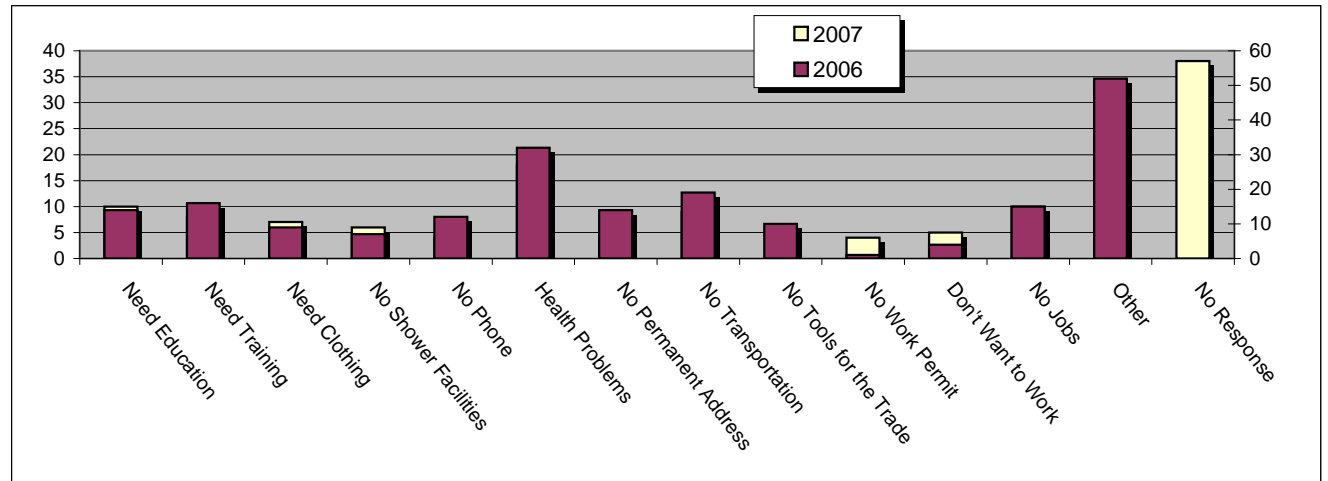
	2006	2007
Zero	103	90
Under \$100	12	18
\$101-\$500	32	49
\$501-\$1,000	60	44
Over \$1,000	47	37
No Response	1	21

129 out of the 148 stated their income came from employment or 88%



If You Do Not Receive Monthly Income, Why - Multiple Answers

	2006	2007
Need Education	14	10
Need Training	16	8
Need Clothing	9	7
No Shower Facilities	7	6
No Phone	12	4
Health Problems	32	18
No Permanent Address	14	5
No Transportation	19	9
No Tools for the Trade	10	0
No Work Permit	1	4
Don't Want to Work	4	5
No Jobs	15	10
Other	52	34
No Response	0	38

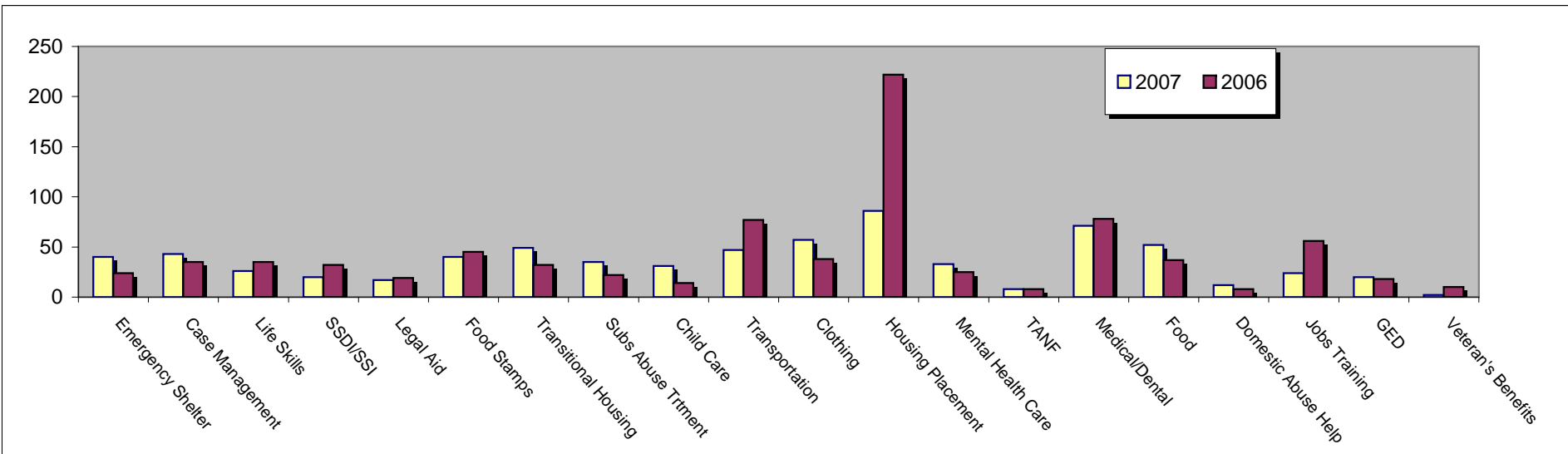


Minnehaha County 2007 Homeless Count Results

What Services Do You Currently Need - Multiple Answers

	2006	2007
Emergency Shelter	24	40
Case Management	35	43
Life Skills	35	26
SSDI/SSI	32	20
Legal Aid	19	17
Food Stamps	45	40
Transitional Housing	32	49
Subs Abuse Trtment	22	35
Child Care	14	31
Transportation	77	47
Clothing	38	57
Housing Placement	222	86
Mental Health Care	25	33
TANF	8	8
Medical/Dental	78	71
Food	37	52
Domestic Abuse Help	8	12
Jobs Training	56	24
GED	18	20
Veteran's Benefits	10	2

	2006	2007
I Don't Need Assistance	15	31
No Response	7	29



Minnehaha County 2007 Homeless Count Results

Counties that submitted homeless information (survey/homeless count forms)

County	2006 Adult	2006 Child	2007 Adult	2007 Child	2007 Total
Brookings	2	2	4	1	5
Brown			11	3	14
Brule	1	1			
Butte			1	3	4
Clay			1	0	1
Codington	3	2	6	16	22
Custer	4	1	6	7	13
Davison	3	9	6	7	13
Grant	1	1	4	0	4
Fall River			13	0	13
Hughes	4	3	2	0	2
Lawrence	3	0			
Meade			6	0	6
Perkins	1	0			
Rapid City	247	71	202	74	276
Sioux Falls	316	85	514	134	648
Tripp			3	0	3
Yankton	12	0	2	0	2
					1,026