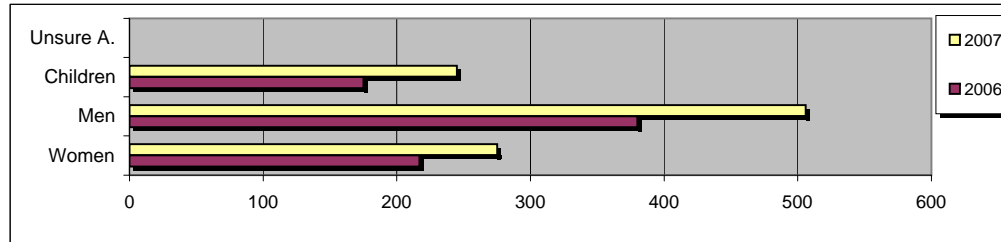


## South Dakota Statewide 2007 Homeless Count Results

	2006	2007
Total Individual's Surveyed	454	471
Total Homeless Counted	143	310
Total Children	175	245
<b>Total Homeless</b>	<b>772</b>	<b>1,026</b>

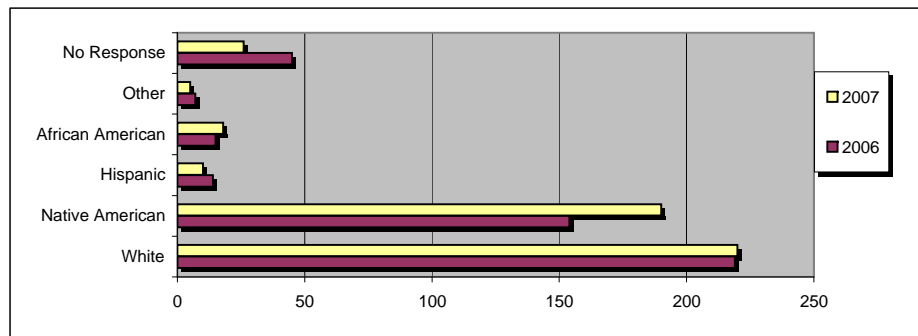
### Total Male/Female (total homeless 1,026)

	2006	2007
Women	217	275
<b>Men</b>	<b>380</b>	<b>506</b>
Children	175	245
Unsure A.	0	0



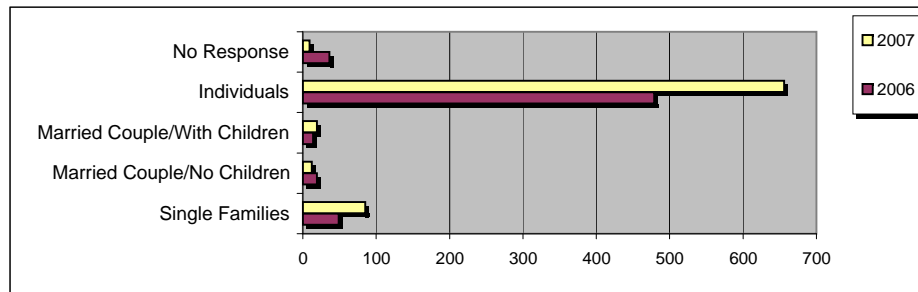
### Total Race (survey only 471)

	2006	2007
<b>White</b>	<b>219</b>	<b>220</b>
Native American	154	190
Hispanic	14	10
African American	15	18
Other	7	5
No Response	45	26



### Family Breakdown (1,026 - 245 children = 781)

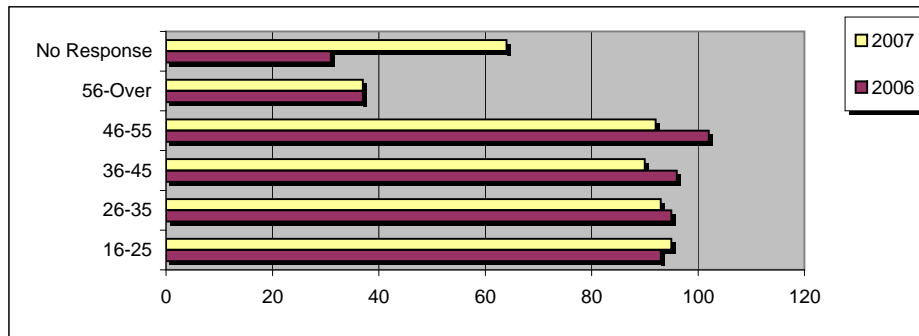
	2006	2007
Single Families	49	85
Married Couple/No Children	19	12
Married Couple/With Children	14	19
<b>Individuals</b>	<b>479</b>	<b>656</b>
No Response	36	9



## South Dakota Statewide 2007 Homeless Count Results

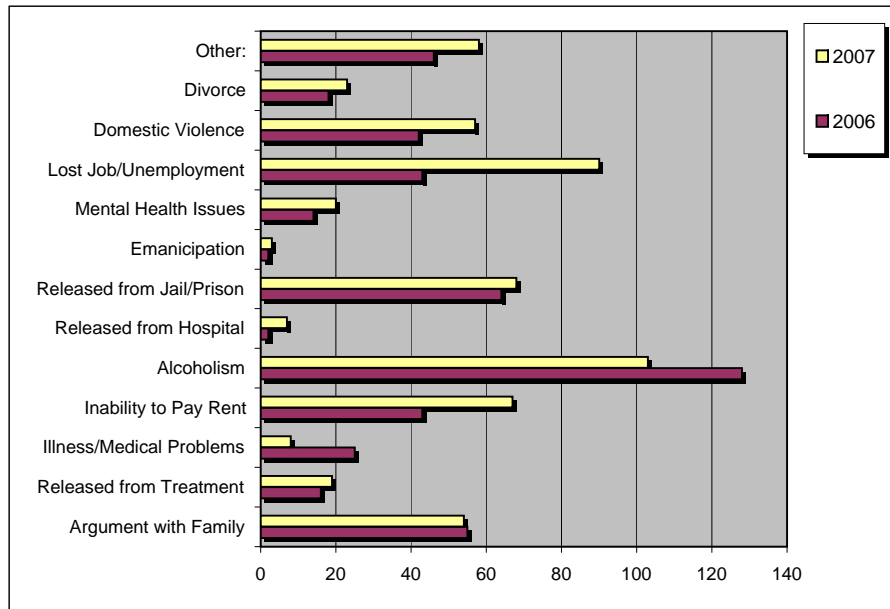
### Age Demographics (survey only 471)

	2006	2007
16-25	93	95
26-35	95	93
36-45	96	90
46-55	102	92
56-Over	37	37
No Response	31	64



### Prime Reason for Homelessness (Multiple Answers)

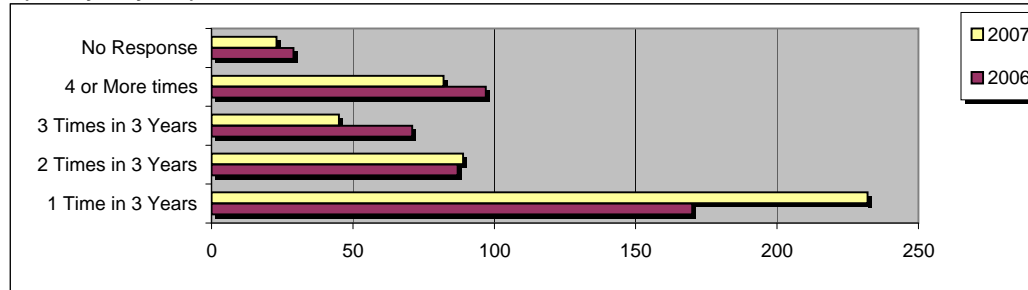
	2006	2007
Argument with Family	55	54
Released from Treatment	16	19
Illness/Medical Problems	25	8
Inability to Pay Rent	43	67
Alcoholism	128	103
Released from Hospital	2	7
Released from Jail/Prison	64	68
Emanicipation	2	3
Mental Health Issues	14	20
Lost Job/Unemployment	43	90
Domestic Violence	42	57
Divorce	18	23
Other:	46	58



## South Dakota Statewide 2007 Homeless Count Results

### How Many Times Homeless in the last 3 years (survey only 471)

	2006	2007
1 Time in 3 Years	170	232
2 Times in 3 Years	87	89
3 Times in 3 Years	71	45
4 or More times	97	82
No Response	29	23



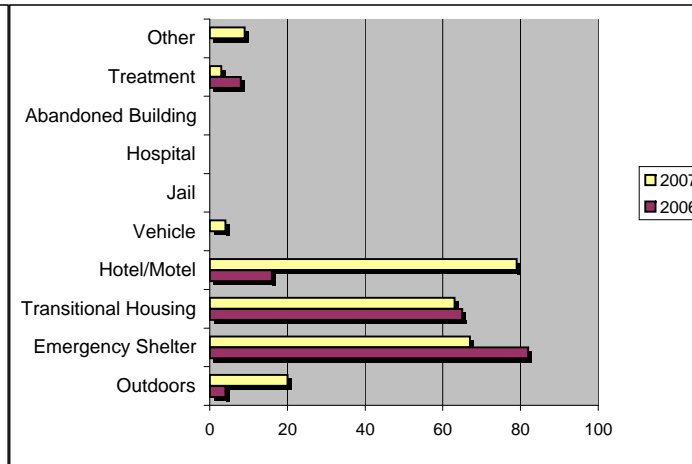
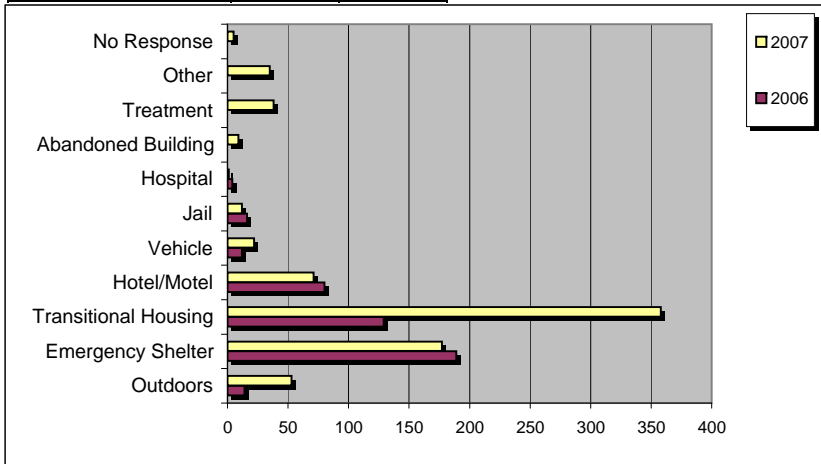
### Where Are You Sleeping Tonight (total homeless - 1,026)

#### Adults - 781

	2006	2007
Outdoors	14	53
Emergency Shelter	189	177
Transitional Housing	129	358
Hotel/Motel	80	71
Vehicle	12	22
Jail	16	12
Hospital	4	1
Abandoned Building	0	9
Treatment	0	38
Other	0	35
No Response	0	5

#### Children -245

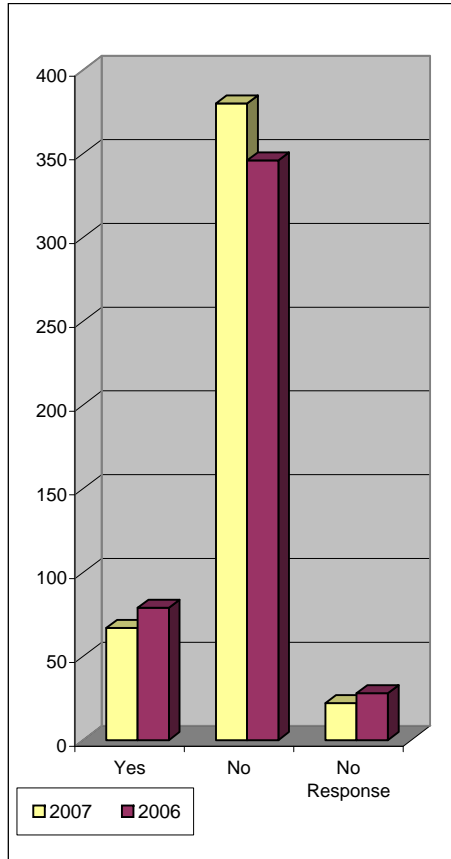
	2006	2007
Outdoors	4	20
Emergency Shelter	82	67
Transitional Housing	65	63
Hotel/Motel	16	79
Vehicle	0	4
Jail	0	0
Hospital	0	0
Abandoned Building	0	0
Treatment	8	3
Other	0	9



## South Dakota Statewide 2007 Homeless Count Results

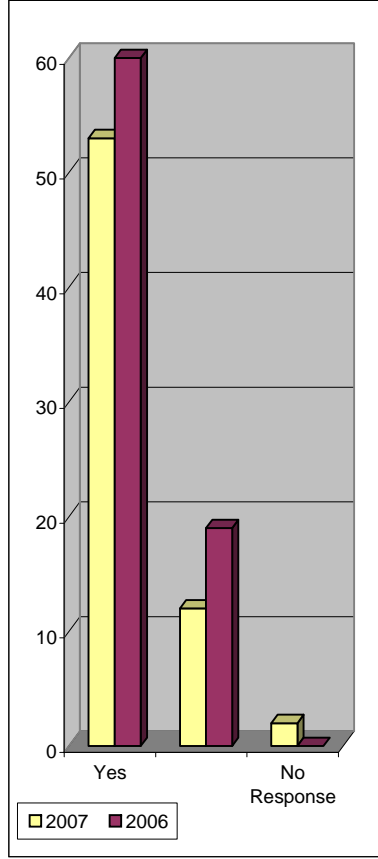
**Have you Served in the Military (survey's only 471)**

	2006	2007
Yes	79	67
No	346	380
No Response	28	22



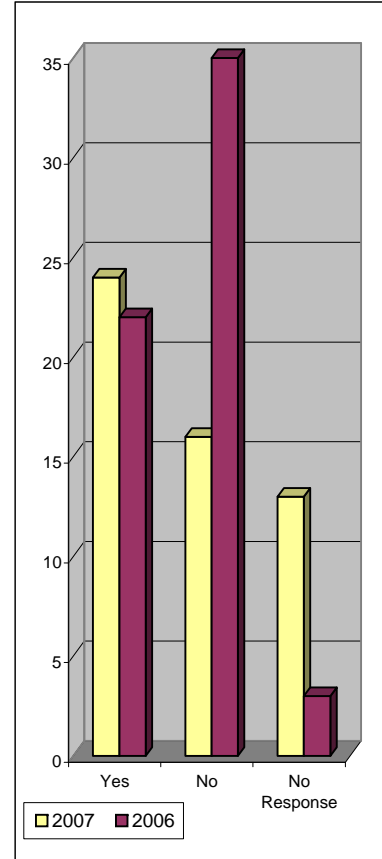
**Are you Registered with the VA**

	2006	2007
Yes	60	53
No	19	12
No Response	0	2



**Are You Receiving Veteran's Benefits - NEW**

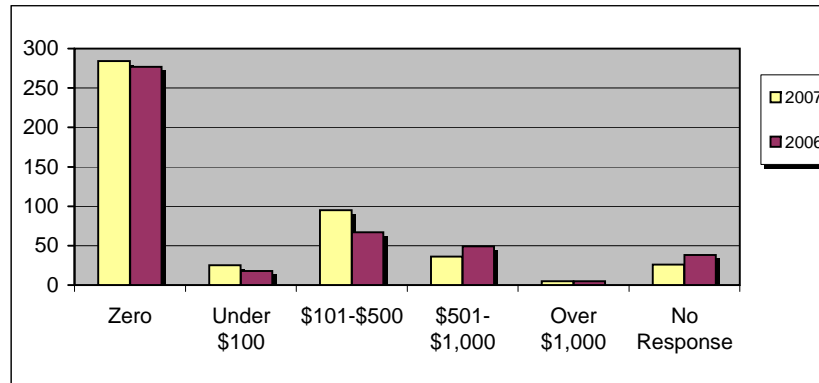
	2006	2007
Yes	22	24
No	35	16
No Response	3	13



## South Dakota Statewide 2007 Homeless Count Results

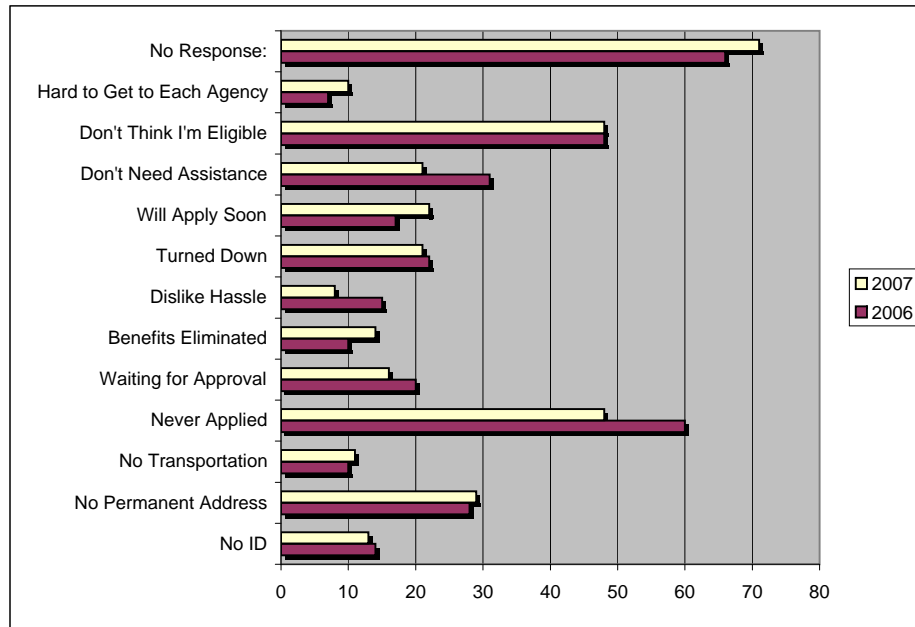
**How Much Gov't Assistance Do You Get Monthly (survey only 471)**

	2006	2007
Zero	277	284
Under \$100	18	25
\$101-\$500	67	95
\$501-\$1,000	49	36
Over \$1,000	5	5
No Response	38	26



**If You Are Not Receiving Gov't Assistance - WHY? - Multiple Answers**

	2006	2007
No ID	14	13
No Permanent Address	28	29
No Transportation	10	11
Never Applied	60	48
Waiting for Approval	20	16
Benefits Eliminated	10	14
Dislike Hassle	15	8
Turned Down	22	21
Will Apply Soon	17	22
Don't Need Assistance	31	21
Don't Think I'm Eligible	48	48
Hard to Get to Each Agency	7	10
No Response:	66	71

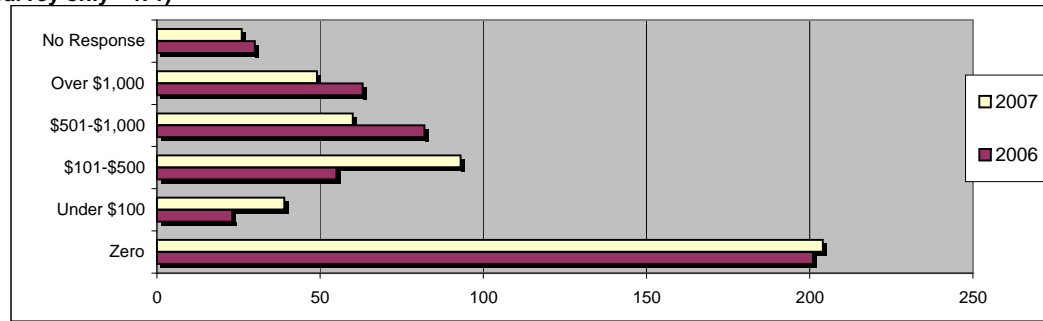


## South Dakota Statewide 2007 Homeless Count Results

How much monthly income do you receive (survey only - 471)

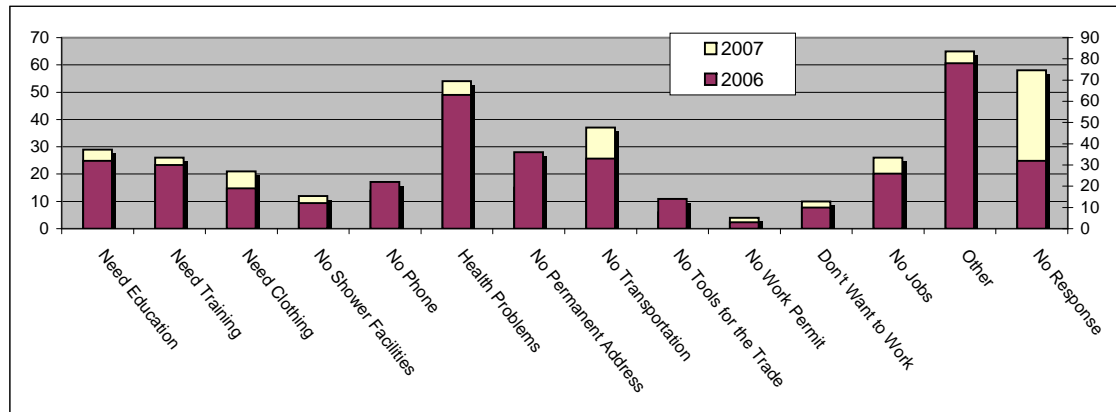
	2006	2007
Zero	201	204
Under \$100	23	39
<b>\$101-\$500</b>	55	93
\$501-\$1,000	82	60
Over \$1,000	63	49
No Response	30	26

**206 out of the 241 stated their income came from employment or 86%**



If You Do Not Receive Monthly Income, Why - Multiple Answers - NEW

	2006	2007
Need Education	32	29
Need Training	30	26
Need Clothing	19	21
No Shower Facilities	12	12
No Phone	22	14
<b>Health Problems</b>	<b>63</b>	<b>54</b>
No Permanent Address	36	15
No Transportation	33	37
No Tools for the Trade	14	6
No Work Permit	3	4
Don't Want to Work	10	10
No Jobs	26	26
<b>Other</b>	<b>78</b>	<b>65</b>
No Response	32	58

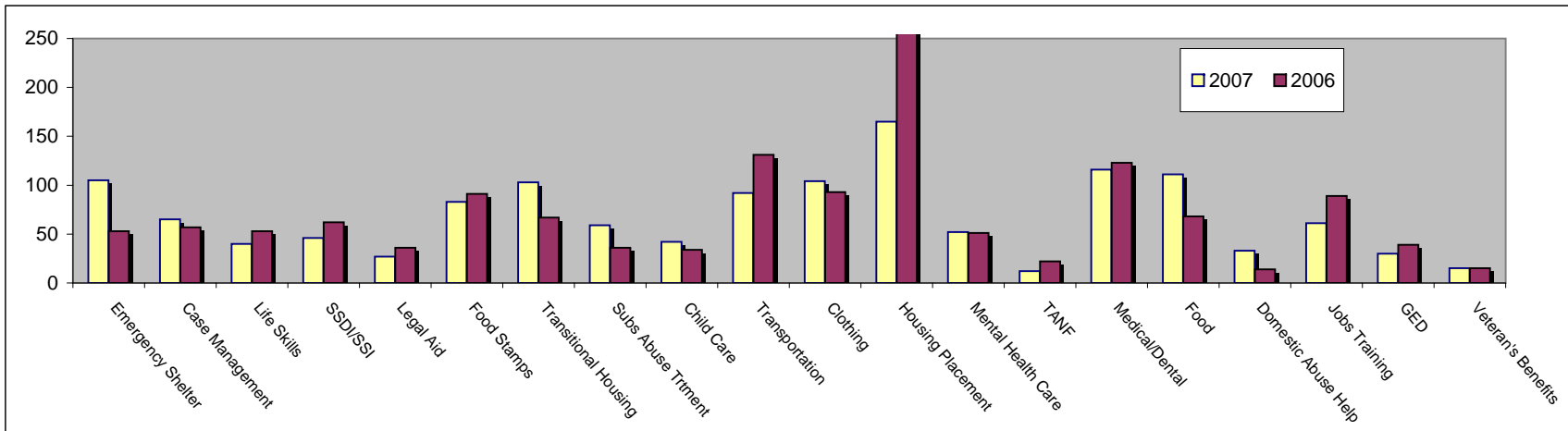


## South Dakota Statewide 2007 Homeless Count Results

### What Services Do You Currently Need - Multiple Answers

	2006	2007
Emergency Shelter	53	105
Case Management	57	65
Life Skills	53	40
SSDI/SSI	62	46
Legal Aid	36	27
Food Stamps	91	83
Transitional Housing	67	103
Subs Abuse Trtment	36	59
Child Care	34	42
Transportation	131	92
Clothing	93	104
Housing Placement	375	165
Mental Health Care	51	52
TANF	22	12
Medical/Dental	123	116
Food	68	111
Domestic Abuse Help	14	33
Jobs Training	89	61
GED	39	30
Veteran's Benefits	15	15

	2006	2007
I Don't Need Assistance	29	46
No Response	34	1



## South Dakota Statewide 2007 Homeless Count Results

### SINGLE PARENT FAMILIES

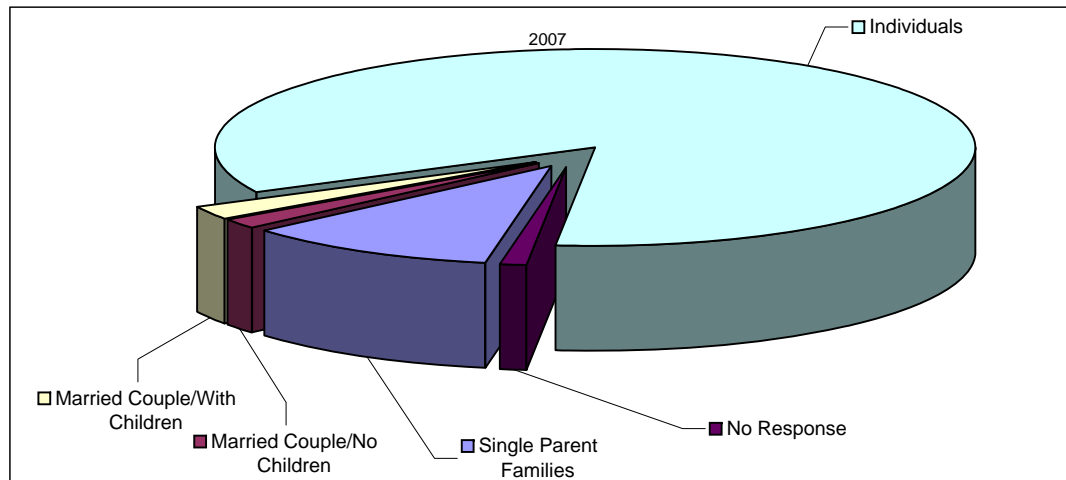
**Family Breakdown (1,026 - 245 children = 781)**

**2007**

Single Parent Families	85
Married Couple/No Children	12
Married Couple/With Children	19
Individuals	656
No Response	9

79 out of the 85 single parent families (93%) are female head of household

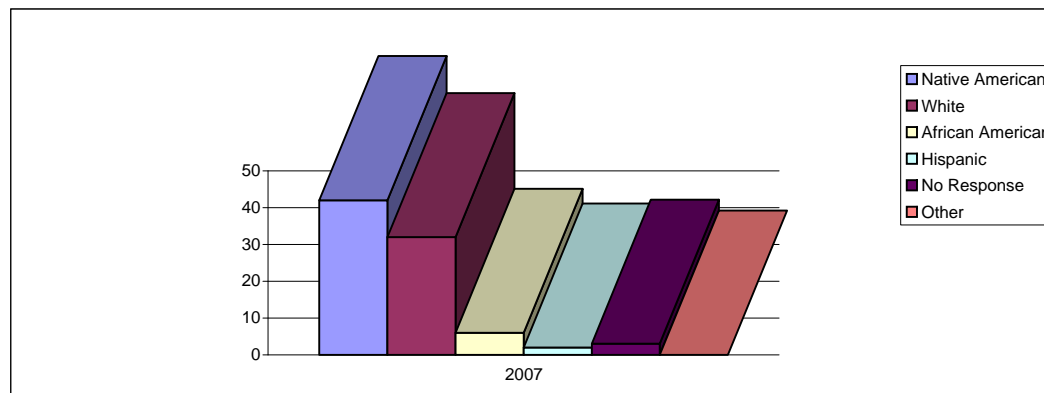
172 out of 245 children counted (70%) live in these single parent family households



### SINGLE PARENT FAMILY - Race - total 85 families

**2007**

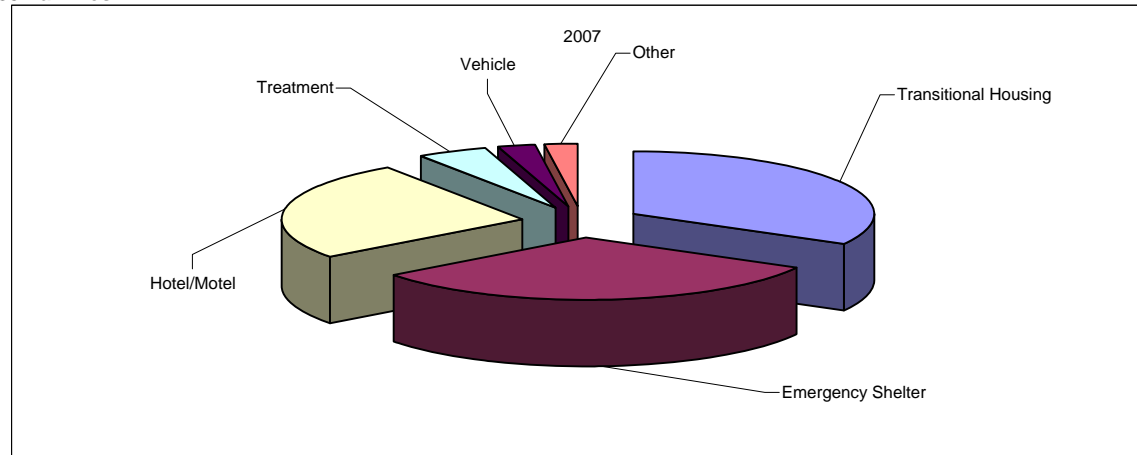
Native American	42
White	32
African American	6
Hispanic	2
No Response	3
Other	0



## South Dakota Statewide 2007 Homeless Count Results

### SINGLE PARENT FAMILY - RESIDENCY - 85 Families

2007	
Transitional Housing	28
Emergency Shelter	27
Hotel/Motel	22
Treatment	4
Vehicle	2
Other	2



### SINGLE PARENT FAMILY - MONTHLY INCOME - 85 Families

2007	
Zero	34
Under \$100	3
\$101-\$600	21
\$601-\$1,000	10
Over \$1,000	9
No Response	8

36 of 43 (84%) single parent families with monthly income stated job as source of income. 12% stated child support as their source of income.

### NO INCOME - WHY? - 34 single parent families

2007	
Health Problems	9
Need Education	8
No Child Care	7
Need Training	5

Other Responses:

- 1) Medical Issue after childbirth
- 2) Currently in school
- 3) Pregnancy complications
- 4) Just started working, no paycheck yet
- 5) waiting on child support
- 6) too old

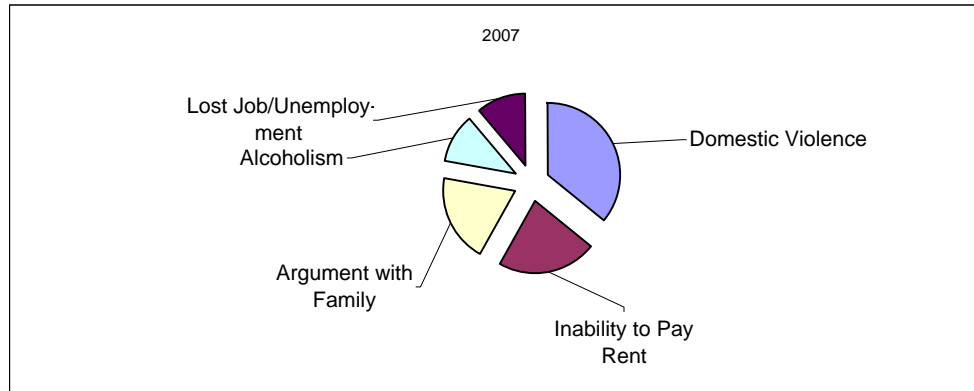
**\* Of those single parent families who make over \$1,000 a month, Domestic Violence is the main reason for their homelessness,**

# South Dakota Statewide 2007 Homeless Count Results

## SINGLE PARENT FAMILY - REASON FOR HOMELESSNESS - 85 Families

2007	
Domestic Violence	29
Inability to Pay Rent	18
Argument with Family	16
Alcoholism	9
Lost Job/Unemployment	9

- Other:
- 1) moved here to help family/lost house
  - 2) evicted with damages, didn't report income
  - 3) relocated to Sioux Falls/stuck in a hotel
  - 4) City forced me to move
  - 5) trailer unsafe/forced to move
  - 6) listened to the wrong people in refinancing my house/lost it

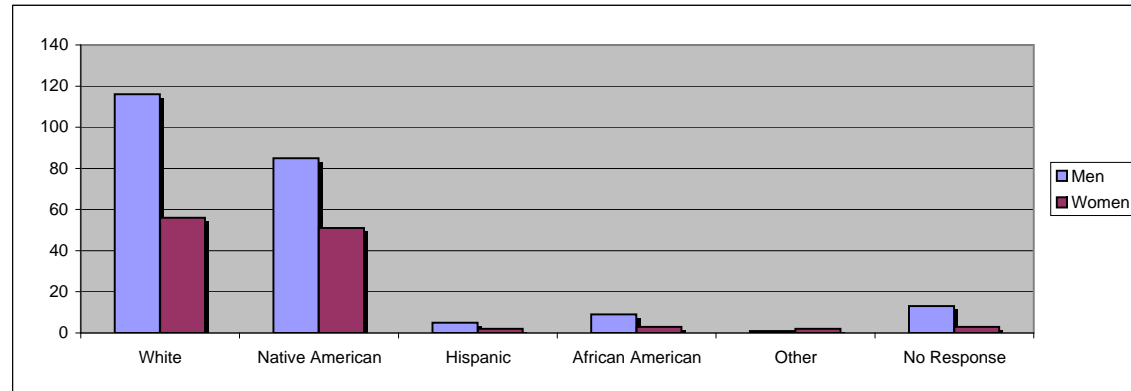


## INDIVIDUALS - WOMEN/MEN STATISTICS - 656 Total (346 surveyed/310 counted)

2007	
Men	477
Women	179

### INDIVIDUAL - RACE - 346 Surveyed

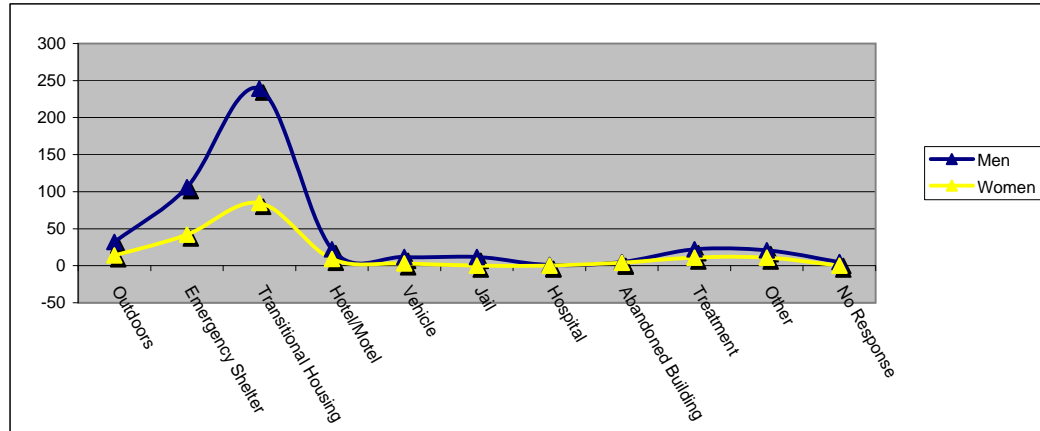
	Men	Women
White	116	56
Native American	85	51
Hispanic	5	2
African American	9	3
Other	1	2
No Response	13	3



## South Dakota Statewide 2007 Homeless Count Results

### INDIVIDUAL - RESIDENCY - 656 Surveyed/Counted

	Men	Women
Outdoors	32	14
Emergency Shelter	106	42
Transitional Housing	239	85
Hotel/Motel	22	9
Vehicle	12	3
Jail	12	0
Hospital	1	0
Abandoned Building	5	4
Treatment	22	11
Other	21	11
No Response	5	0



### INDIVIDUAL - AGE - 346 Surveyed

	Men	Women
16-25	32	33
26-35	34	21
36-45	46	32
46-55	64	20
56-Over	29	4
No Response	24	7

### INDIVIDUAL - HOMELESS EPISODES - 346 Surveyed

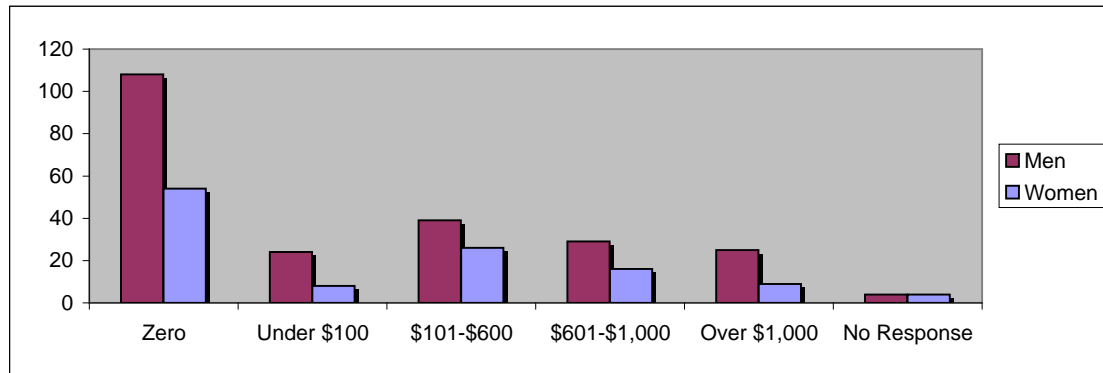
	Men	Women
3 times or Less	170	98
4 or More times	52	16
No Response	7	3

14% of the female and 23% of the male individuals surveyed have been homeless 4 or more times in three years and are considered "chronically" homeless

### INDIVIDUAL - MONTHLY INCOME - 346 Surveyed

	Men	Women
Zero	108	54
Under \$100	24	8
\$101-\$600	39	26
\$601-\$1,000	29	16
Over \$1,000	25	9
No Response	4	4

Men: 99 out of 117 (85%) stated their income comes from employment.  
 Women: 51 out of 59 (87%) stated their income comes from employment

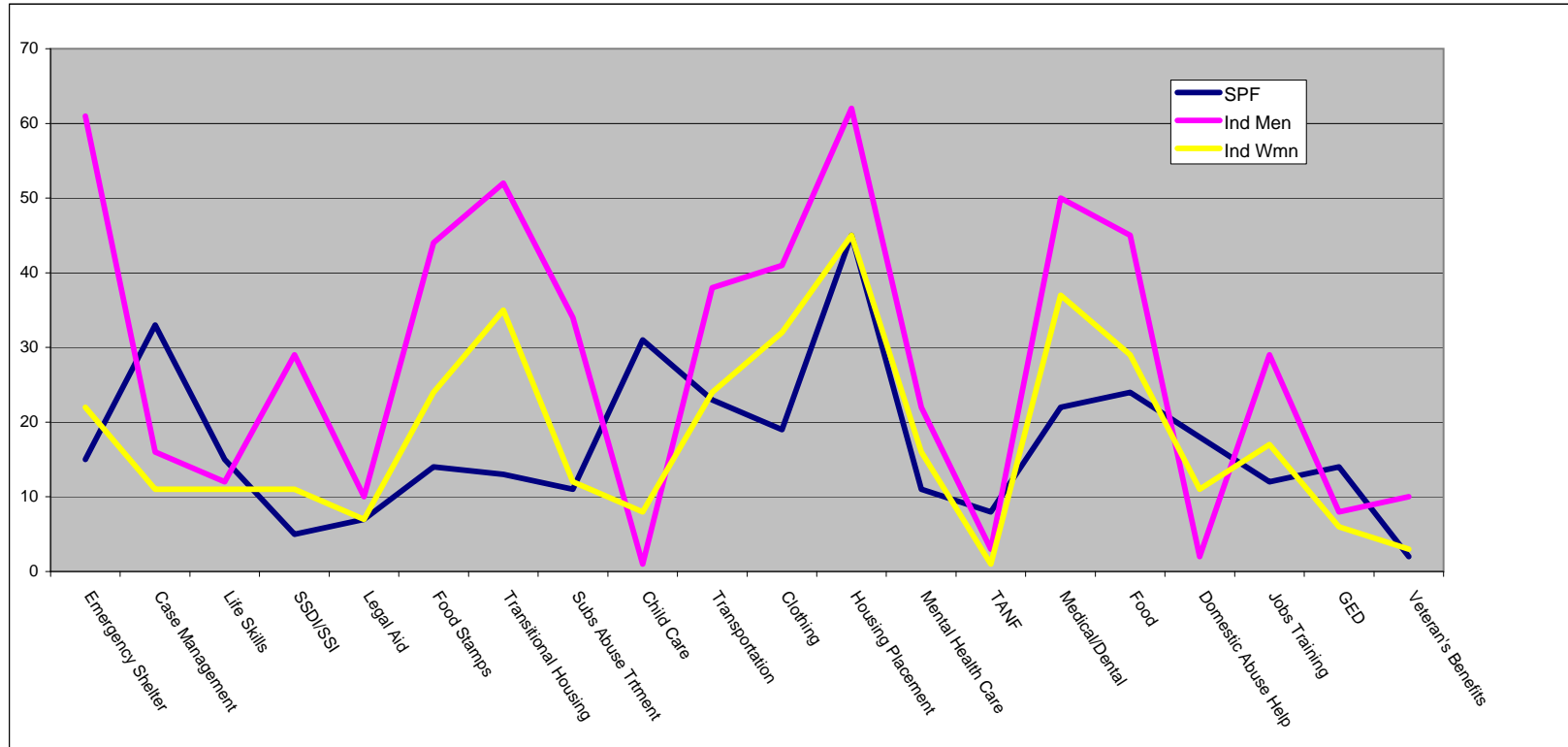


\*Of those individuals who make over \$1,000 a month, Alcohol and Released from Prison/Jail were the main reasons for their homelessness

## South Dakota Statewide 2007 Homeless Count Results

### What Services Do You Currently Need - Multiple Answers

	SPF	Ind Men	Ind Wmn		SPF	Ind Men	Ind Wmn
Emergency Shelter	15	61	22	I Don't Need Assistance	3	14	14
Case Management	33	16	11				
Life Skills	15	12	11	No Response	12	6	6
SSDI/SSI	5	29	11				
Legal Aid	7	10	7				
Food Stamps	14	44	24				
Transitional Housing	13	52	35				
Subs Abuse Trtment	11	34	12				
Child Care	31	1	8				
Transportation	23	38	24				
Clothing	19	41	32				
Housing Placement	45	62	45				
Mental Health Care	11	22	16				
TANF	8	3	1				
Medical/Dental	22	50	37				
Food	24	45	29				
Domestic Abuse Help	18	2	11				
Jobs Training	12	29	17				
GED	14	8	6				
Veteran's Benefits	2	10	3				



### South Dakota Statewide 2007 Homeless Count Results

**Counties that submitted homeless information (survey/homeless count forms)**

County	2006 Adult	2006 Child	2007 Adult	2007 Child	2007 Total
Brookings	2	2	4	1	5
Brown			11	3	14
Brule	1	1			
Butte			1	3	4
Clay			1	0	1
Codington	3	2	6	16	22
Custer	4	1	6	7	13
Davison	3	9	6	7	13
Grant	1	1	4	0	4
Fall River			13	0	13
Hughes	4	3	2	0	2
Lawrence	3	0			
Meade			6	0	6
Perkins	1	0			
Rapid City	247	71	202	74	276
Sioux Falls	316	85	514	134	648
Tripp			3	0	3
Yankton	12	0	2	0	2
					1,026